

ESSER Year 3 Annual Performance Report

Dr. Judy K. Nelson
Executive Director

mdek12.org



MISSISSIPPI
DEPARTMENT OF
EDUCATION

April 21, 2023




VISION

To create a world-class educational system that gives students the knowledge and skills to be successful in college and the workforce, and to flourish as parents and citizens



MISSION

To provide leadership through the development of policy and accountability systems so that all students are prepared to compete in the global community



1

ALL Students Proficient and Showing Growth in All Assessed Areas



2

EVERY Student Graduates from High School and is Ready for College and Career



3

EVERY Child Has Access to a High-Quality Early Childhood Program

EVERY School Has Effective Teachers and Leaders

4



EVERY Community Effectively Uses a World-Class Data System to Improve Student Outcomes

5



EVERY School and District is Rated “C” or Higher

6



Microsoft Teams Reminders

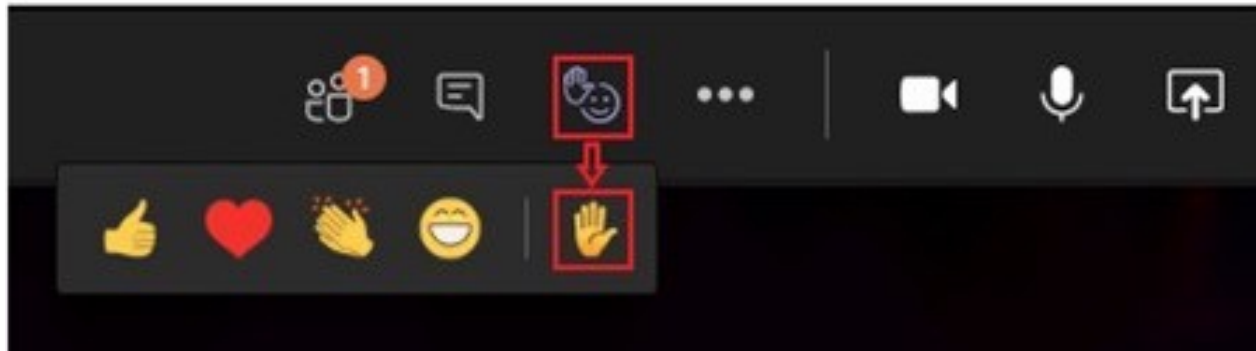


MISSISSIPPI
DEPARTMENT OF
EDUCATION

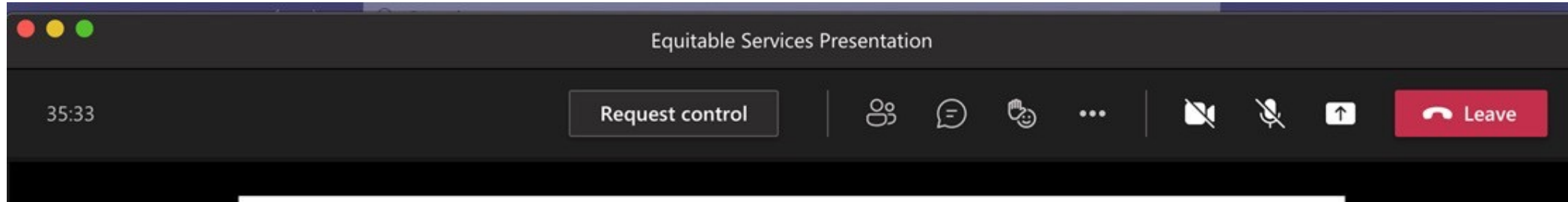
- Please mute yourself unless you have a question to reduce background noise
- Please cut the camera off to save bandwidth to reduce technical glitches
- Please ask questions throughout the presentation via chat or “raise hand” feature

“Raise Hand” Feature

Just select **Show reactions** 🙌 in the meeting controls, and then choose **Raise your hand** 🙋 . Everyone in the meeting will see that you've got your hand up.



"Chat" Feature



- To use the **chat** feature in Teams, simply click the “Chat” icon. The **chat box** will appear on the right. Type your message in the chat box and click the “Send” icon to send your question.

- The goal of this session is to provide LEAs specific information to ensure data quality is accurate and timely.
- Our objective is have 100% of LEAs submit ESSER Year 3 Annual Performance Report (APR) with 5% or lower margin of error.

- 2023 ESSER Annual Reporting Definitions
- Year 3 Annual Performance Report Preparation
- Questions

ESSER Year 3 APR – Words to Know



MISSISSIPPI
DEPARTMENT OF
EDUCATION

ARP	American Rescue Plan Act of 2021
ARP ESSER	Elementary and Secondary School Emergency Relief fund authorized under section 2001 of the American Rescue Plan Act of 2021
Awarded	An SEA awards funds when it makes a subgrant to an LEA or, in the case of the SEA Reserve, when it enters into a subgrant or contract with a subrecipient.
CARES (ESSER I)	Coronavirus Aid, Relief, and Economic Security Act
CRRSA (ESSER II)	Coronavirus Response and Relief Supplemental Appropriations
ESSER I	(CARES) Elementary and Secondary School Emergency Relief fund authorized under Section 18003 of Division B of the Coronavirus Aid Relief, and Economic Security (CARES) Act
ESSER II	(CRRSA) Elementary and Secondary School Emergency Relief fund authorized under Section 313 of the Coronavirus Response and Relief Supplemental Appropriations (CRRSA) Act

Evidence-based	<p>•The ARP Act defines the term “evidence-based” as having the meaning in section 8101(21) of the ESEA. Accordingly, “evidence-based” includes several tiers of evidence. Specifically, “evidence-based,” when used with respect to an SEA, LEA, or school activity, means an activity, strategy, or intervention that: Demonstrates a statistically significant effect on improving student outcomes or other relevant outcomes based on—</p> <ul style="list-style-type: none"> • Strong evidence from at least one well-designed and well-implemented experimental study (“tier 1”); • Moderate evidence from at least one well-designed and well-implemented quasi experimental study (“tier 2”); or • Promising evidence from at least one well-designed and well-implemented correlational study with statistical controls for selection bias (“tier 3”); or <p>•Demonstrates a rationale based on high-quality research findings or positive evaluation that such activity, strategy, or intervention is likely to improve student outcomes or other relevant outcomes and includes ongoing efforts to examine the effects of such activity, strategy, or intervention (“tier 4”). Given the novel context created by the COVID-19 pandemic, an activity need not have generated such evidence during the COVID-19 pandemic to be considered evidence-based.</p>
Expended	<p>The actual spending of money; an outlay. For purposes of this reporting, reimbursements that are made in the current reporting period that reimburse expenditures made prior to the start of the reporting period and on or after March 13, 2020, are considered “expenditures” for this reporting period.</p>

Full-Service Community School	The term “full-service community school” means a public elementary school or secondary school that—participates in a community-based effort to coordinate and integrate educational, developmental, family, health, and other comprehensive services through community-based organizations and public and private partnerships; and provides access to such services in school to students, families, and the community, such as access during the school year (including before- and after-school hours and weekends), as well as during the summer.
G5	U.S. Department of Education’s grant management and payment system
LEA	Local Educational Agency
Planned Uses of Funds	Remaining funds that have been earmarked or budgeted for specific purposes are considered “Planned Uses” of Remaining Funds. The Department acknowledges these plans may change; please provide the State’s most current information regarding budgeted or earmarked uses of remaining funds.
Qualified Educator	For the purposes of this document “qualified” means an educator has met all requirements to earn a state license or certification in the area they are assigned to teach (and does not include substitute or provisional license or certification).

Remaining Funds	The balance remaining after all expenditures through the end of the reporting period have been subtracted from the total award.
SEA	State Educational Agency
SEA Reserve funds	An SEA may reserve 10 percent or less of its ESSER I and II grants (the “SEA Reserve”), to address emergency needs as determined by the SEA resulting from COVID-19, which may be addressed through the use of subgrants or contracts, and up to ½ of 1 percent of its total ESSER I and II award for administrative costs, which must come from the SEA reserve. An SEA must reserve at least 7 percent of its ARP ESSER award for mandatory set-asides for evidence-based interventions, as described below, and up to 3 percent for emergency needs as determined by the SEA (the “SEA Reserve”). An SEA may also reserve up to ½ of 1 percent of its total ARP ESSER award for administrative costs, which must come from the 3 percent for emergency needs.
State	The 50 States, the District of Columbia, and the Commonwealth of Puerto Rico

For the ESSER Year 3 APR, expended mean funds requested and reimbursed during the reporting period for expenditures incurred between July 1, 2021, to June 30, 2022.

Throughout this presentation, the word “expended” will mean funds **requested/reimbursed** via MCAPS.

Reporting Period



ESSER I Annual Performance Report Important Dates

- In MCAPS, under Request for Funds, only report on funds requested/reimbursed with a status date of July 2021 to June 2022

Annual Report	Due Date	Applicable Reporting Period
Year 3 Annual Report	May 2, 2023	State Fiscal Year 2022 (July 1, 2021 – June 30, 2022)
Year 4 Annual Report	Early 2024	State Fiscal Year 2023 (July 1, 2022 – June 30, 2023)

Example Request for Funds

- FY 2020 - Elementary and Secondary School Emergency Relief

[Return to Requests for Funds](#)

Project Information	
Project Number	20--1700000
C.F.D.A. Number	
Initial Substantially Approved Date	8/24/2020
Project Begin Date	7/1/2019
Project End Date	12/31/2022
Allocation	\$5,559,865.00
Available Budget	\$5,559,865.00
Allow Carryover	False
Project Status	Normal [Hold]

ESSER I – Report on funds expended (requested/reimbursed) only during July 2021 – June 2022

Requests for Funds					
#	Amount	Request Period	Status	Status Date	Voucher #
11	\$4,100.00	<u>December 6, 2022</u>	Released for Payment	December 7, 2022	Not Yet Created
10	\$33,943.90	<u>September 30, 2022</u>	Released for Payment	October 14, 2022	Not Yet Created
9	\$80,314.59	<u>September 12, 2022</u>	Released for Payment	September 13, 2022	Not Yet Created
8	\$9,031.14	<u>June 13, 2022</u>	Released for Payment	June 15, 2022	Not Yet Created
7	\$98,864.31	<u>October 12, 2021</u>	Released for Payment	October 13, 2021	Not Yet Created
6	\$86,848.51	<u>June 30, 2021</u>	Released for Payment	July 14, 2021	Not Yet Created
5	\$87,950.04	<u>June 10, 2021</u>	Released for Payment	June 16, 2021	Not Yet Created
4	\$1,780,788.07	<u>May 10, 2021</u>	Released for Payment	May 13, 2021	Not Yet Created
3	\$213,169.15	<u>February 12, 2021</u>	Released for Payment	February 17, 2021	Not Yet Created
2	\$2,080,328.36	<u>December 8, 2020</u>	Released for Payment	December 9, 2020	Not Yet Created
1	\$1,084,526.93	<u>September 14, 2020</u>	Released for Payment	September 16, 2020	Not Yet Created

ESSER II Annual Performance Report Important Dates

- In MCAPS, under Request for Funds, only report on funds requested/reimbursed with a status date of July 2021 to June 2022

Annual Report	Due Date	Applicable Reporting Period
Year 2 Annual Report	May 2, 2023	State Fiscal Year 2022 (July 1, 2021 to June 30, 2022)
Year 3 Annual Report	Early 2024	State Fiscal Year 2023 (July 1, 2022 to June 30, 2023)
Year 4 Annual Report	Early 2025	State Fiscal Year 2024 (July 1, 2023 to June 30, 2024)

Example Request for Funds

- FY 2021 - Elementary and Secondary School Emergency Relief II

Return to Requests for Funds

Project Information	
Project Number	21--1700000
C.F.D.A. Number	
Initial Substantially Approved Date	7/7/2021
Project Begin Date	7/1/2020
Project End Date	12/30/2023
Allocation	\$16,939,510.00
Available Budget	\$16,939,510.00
Allow Carryover	False
Project Status	Normal [Hold]

ESSER II – Report on funds expended (requested/reimbursed) only during July 2021 – June 2022

Requests for Funds					
#	Amount	Request Period	Status	Status Date	Voucher #
10	\$2,471,196.01	<u>January 12, 2023</u>	Released for Payment	January 17, 2023	Not Yet Created
9	\$1,352,997.55	<u>October 11, 2022</u>	Released for Payment	October 14, 2022	Not Yet Created
8	\$2,241,435.99	<u>September 12, 2022</u>	Released for Payment	September 13, 2022	Not Yet Created
7	\$763,672.08	<u>June 13, 2022</u>	Released for Payment	June 15, 2022	Not Yet Created
6	\$883,149.08	<u>April 11, 2022</u>	Released for Payment	April 13, 2022	Not Yet Created
5	\$311,625.44	<u>March 11, 2022</u>	Released for Payment	March 15, 2022	Not Yet Created
4	\$157,057.64	<u>January 12, 2022</u>	Released for Payment	January 13, 2022	Not Yet Created
3	\$155,261.71	<u>December 8, 2021</u>	Released for Payment	December 9, 2021	Not Yet Created
2	\$486,737.29	<u>November 12, 2021</u>	Released for Payment	November 15, 2021	Not Yet Created
1	\$3,353,120.00	<u>October 12, 2021</u>	Released for Payment	October 13, 2021	Not Yet Created

ARP ESSER Annual Performance Report Important Dates

- In MCAPS, under Request for Funds, only report on funds requested/reimbursed with a status date of July 2021 to June 2022

Annual Report	Due Date	Applicable Reporting Period
Year 2 Annual Report	May 2, 2023	State Fiscal Year 2022 (July 1, 2021 – June 30, 2022)
Year 3 Annual Report	Early 2024	State Fiscal Year 2023 (July 1, 2022 – June 30, 2023)
Year 4 Annual Report	Early 2025	State Fiscal Year 2024 (July 1, 2023 – June 30, 2024)
Year 5 Annual Report	Early 2026	State Fiscal Year 2025 (July 1, 2024 – June 30, 2025)



Example Request for Funds

[REDACTED] - FY 2021 - ARP ESSER

[Return to Requests for Funds](#)

Project Information	
Project Number	21--1700000
C.F.D.A. Number	
Initial Substantially Approved Date	1/25/2022
Project Begin Date	7/1/2020
Project End Date	12/31/2024
Allocation	\$37,253,745.00
Available Budget	\$37,253,745.00
Allow Carryover	False
Project Status	Normal [Hold]

ARP ESSER – Report on funds expended (requested/reimbursed) only during July 2021 – June 2022

Requests for Funds					
#	Amount	Request Period	Status	Status Date	Voucher #
7	\$1,465,313.08	<u>January 12, 2023</u>	Released for Payment	January 17, 2023	Not Yet Created
6	\$2,389,088.17	<u>October 12, 2022</u>	Released for Payment	October 14, 2022	Not Yet Created
5	\$974,582.28	<u>September 12, 2022</u>	Released for Payment	September 13, 2022	Not Yet Created
4	\$781,969.52	<u>June 13, 2022</u>	Released for Payment	June 15, 2022	Not Yet Created
3	\$292,736.52	<u>April 11, 2022</u>	Released for Payment	April 13, 2022	Not Yet Created
2	\$271,204.28	<u>March 11, 2022</u>	Released for Payment	March 15, 2022	Not Yet Created
1	\$1,351,782.78	<u>February 14, 2022</u>	Released for Payment	February 15, 2022	Not Yet Created

ESSER I CARES

Name of Entity	Total ESSER I Mandatory Subgrant Amount Awarded to LEA	ESSER I Mandatory Subgrant Expenditures in Prior Reporting Period	Total Mandatory Subgrant Amount Expended in Current Reporting Period
Woodloch	\$1,933,565.00	\$205,083.44	\$1,710,895.56

Amount reported in ESSER Reporting Period – Prior Year (Contact Greg Smith if you need assistance with the amount)

Amount expended (requested/reimbursed) July 2021 to June 2022

Addressing Physical Health and Safety									
Amount Expended Addressing Physical Health and Safety <auto-calc: SUM(W:AE)>	a. Personnel Services – Salaries	b. Personnel Services – Benefits	c. Purchased Professional and Technical Services	d. Purchased Property Services	e. Other Purchased Services	f. Supplies	g. Property	h. Debt Service and Miscellaneous	i. Other Items
\$473,655.70	\$314,591.44	\$71,064.08	\$514.21	\$34.70	\$1,118.99	\$28,479.14	\$57,410.22	\$417.93	\$24.99

Meeting Students’ Academic, Social, Emotional, and Other Needs (Excluding Mental Health Supports)									
Amount Expended Meeting Students’ Academic, Social, Emotional, and Other Needs (Excluding Mental Health Supports) <auto-calc: SUM(AG:AO)>	j. Personnel Services – Salaries	k. Personnel Services – Benefits	l. Purchased Professional and Technical Services	m. Purchased Property Services	n. Other Purchased Services	o. Supplies	p. Property	q. Debt Service and Miscellaneous	r. Other Items
\$1,093,356.44	\$180,794.00	\$120,529.33	\$4,793.58	\$116.77	\$58.12	\$453,711.19	\$221,750.00	\$111,518.45	\$85.00

Mental Health Supports for Students and Staff									
Amount Expended on Mental Health Supports for Students and Staff <auto-calc: SUM(AQ:AY)>			u. Purchased Professional and Technical Services	v. Purchased Property Services	w. Other Purchased Services	x. Supplies	y. Property	z. Debt Service and Miscellaneous	aa. Other Items
\$64,725.04	\$27,145.00	\$10,858.00	\$310.00	\$18,250.00	\$4,733.65	\$515.20	\$877.52	\$1,414.92	\$620.75

Operational Continuity and Other Allowed Uses									
Amount Expended on Operational Continuity and Other Allowed Uses <auto-calc: SUM(BA:BI)>	bb. Personnel Services – Salaries	cc. Personnel Services – Benefits	dd. Purchased Professional and Technical Services	ee. Purchased Property Services	ff. Other Purchased Services	gg. Supplies	hh. Property	ii. Debt Service and Miscellaneous	jj. Other Items
\$79,158.38	\$28,240.00	\$14,120.00	\$6,513.89	\$12,040.57	\$903.74	\$16,129.94	\$513.33	\$605.86	\$91.05

Remaining ESSER I Mandatory Subgrant Funds <auto-calc: S - (T+U)>	Planned Uses of Remaining ESSER I Mandatory Subgrant Funds (% of Remaining Funds) Note: Categories must sum to 100%				
	% Remaining Funds Planned for Addressing Physical Health and Safety	% Remaining Funds Planned for Meeting Students' Academic, Social, Emotional, and Other Needs (Excluding Mental Health Supports)	% Remaining Funds Planned for Mental Health Supports for Students and Staff	% Remaining Funds Planned for Operational Continuity and Other Uses	% Remaining Funds Not Yet Planned for Specific Use
\$17,586.00	40	25	10	0	25

Percent of ESSER I funds remaining (amount remaining after June 2022 Request for Funds)

ESSER II - CRRSA

Name of Entity	Total ESSER II Mandatory Subgrant Amount Awarded to LEA	Total Mandatory Subgrant Amount Expended in Current Reporting Period
Benson Inc.		

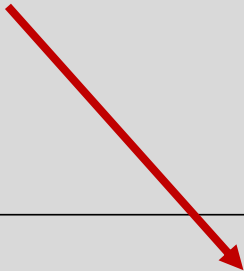
**Amount expended
(requested/reimbursed)
July 2021 – June 2022**

Addressing Physical Health and Safety									
Amount Expended Addressing Physical Health and Safety <auto-calc: SUM(U:AC)>									
	a. Personnel Services – Salaries	b. Personnel Services – Benefits	c. Purchased Professional and Technical Services	d. Purchased Property Services	e. Other Purchased Services	f. Supplies	g. Property	h. Debt Service and Miscellaneous	i. Other Items

Meeting Students’ Academic, Social, Emotional, and Other Needs (Excluding Mental Health Supports)									
Amount Expended Meeting Students’ Academic, Social, Emotional, and Other Needs (Excluding Mental Health Supports) <auto-calc: SUM(AE:AM)>	j. Personnel Services – Salaries	k. Personnel Services – Benefits	l. Purchased Professional and Technical Services	m. Purchased Property Services	n. Other Purchased Services	o. Supplies	p. Property	q. Debt Service and Miscellaneous	r. Other Items

Mental Health Supports for Students and Staff									
Amount Expended on Mental Health Supports for Students and Staff									
<auto-calc: SUM(AO:AW)>	s. Personnel Services – Salaries	t. Personnel Services – Benefits	u. Purchased Professional and Technical Services	v. Purchased Property Services	w. Other Purchased Services	x. Supplies	y. Property	z. Debt Service and Miscellaneous	aa. Other Items

Operational Continuity and Other Allowed Uses									
Amount Expended on Operational Continuity and Other Allowed Uses <auto-calc: SUM(AY:BG)>									
	bb. Personnel Services – Salaries	cc. Personnel Services – Benefits	dd. Purchased Professional and Technical Services	ee. Purchased Property Services	ff. Other Purchased Services	gg. Supplies	hh. Property	ii. Debt Service and Miscellaneous	jj. Other Items

BH	BI	BJ	BK	BL	BM
<div>Remaining ESSER II Mandatory Subgrant Funds</div> <div><auto-calc: R - S></div> <div></div>	Planned Uses of Remaining ESSER II Mandatory Subgrant Funds (% of Remaining Funds)				
	Note: Categories must sum to 100%				
	% Remaining Funds Planned for Addressing Physical Health and Safety	% Remaining Funds Planned for Meeting Students' Academic, Social, Emotional, and Other Needs (Excluding Mental Health Supports)	% Remaining Funds Planned for Mental Health Supports for Students and Staff	% Remaining Funds Planned for Operational Continuity and Other Uses	% Remaining Funds Not Yet Planned for Specific Use

Percent of ESSER II funds remaining (amount remaining after June 2022 Request for Funds)

ARP ESSER

Amount expended (requested/reimbursed) July 2021 – June 2022 (do not include learning loss requirement)		
Name of Entity	Total ARP ESSER Mandatory Subgrant Amount Awarded to LEA	Total Mandatory Subgrant Amount Expended in Current Reporting Period (exclusive of amount expended toward required set-aside to address learning loss)
Woodloch	\$3,750,000.00	\$97,492.79

Addressing Physical Health and Safety (exclusive of amount expended toward required set-aside to address learning loss)									
Amount Expended Addressing Physical Health and Safety <auto-calc: SUM(AA:AI)>	a. Personnel Services – Salaries	b. Personnel Services – Benefits	c. Purchased Professional and Technical Services	d. Purchased Property Services	e. Other Purchased Services	f. Supplies	g. Property	h. Debt Service and Miscellaneous	i. Other Items
\$23,759.29	\$15,737.25	\$3,560.88	\$40.80	\$9.41	\$63.63	\$1,431.63	\$2,878.19	\$28.57	\$8.93

Do not include the 20% learning loss expenditures

Meeting Students' Academic, Social, Emotional, and Other Needs (Excluding Mental Health Supports) (exclusive of amount expended toward required set-aside to address learning loss)									
Amount Expended Meeting Students' Academic, Social, Emotional, and Other Needs (Excluding Mental Health Supports) <auto-calc: SUM(AK:AS)>	j. Personnel Services – Salaries	k. Personnel Services – Benefits	l. Purchased Professional and Technical Services	m. Purchased Property Services	n. Other Purchased Services	o. Supplies	p. Property	q. Debt Service and Miscellaneous	r. Other Items
\$64,394.05	\$18,047.39	\$6,034.14	\$247.36	\$63.52	\$10.59	\$22,693.24	\$11,095.18	\$5,583.60	\$619.03

Do not include the 20% learning loss expenditures

Mental Health Supports for Students and Staff (exclusive of amount expended toward required set-aside to address learning loss)									
Amount Expended on Mental Health Supports for Students and Staff <auto-calc: SUM(AU:BC)>	s. Personnel Services – Salaries	t. Personnel Services – Benefits	u. Purchased Professional and Technical Services	v. Purchased Property Services	w. Other Purchased Services	x. Supplies	y. Property	z. Debt Service and Miscellaneous	aa. Other Items
\$4,010.96	\$1,364.93	\$550.58	\$23.18	\$920.18	\$244.36	\$33.44	\$51.55	\$784.02	\$38.72

Do not include the 20% learning loss expenditures

Operational Continuity and Other Allowed Uses (exclusive of amount expended toward required set-aside to address learning loss)									
Amount Expended on Operational Continuity and Other Allowed Uses <auto-calc: SUM(BE:BM)>	bb. Personnel Services – Salaries	cc. Personnel Services – Benefits	dd. Purchased Professional and Technical Services	ee. Purchased Property Services	ff. Other Purchased Services	gg. Supplies	hh. Property	ii. Debt Service and Miscellaneous	jj. Other Items
\$5,328.49	\$1,419.68	\$713.68	\$333.37	\$609.71	\$52.86	\$814.17	\$1,334.82	\$37.97	\$12.23

Do not include the 20% learning loss expenditures

Total Mandatory Subgrant Amount Expended Toward Required Set-Aside to Address Learning Loss in Current Reporting Period	Addressing Physical Health and Safety (amount expended toward required set-aside to address learning loss)									
	Amount expended toward required set-aside									
	<auto-calc: SUM(BP:BX)>	a. Personnel Services – Salaries	b. Personnel Services – Benefits	c. Purchased Professional and Technical Services	d. Purchased Property Services	e. Other Purchased Services	f. Supplies	g. Property	h. Debt Service and Miscellaneous	i. Other Items
\$1,937,150.45	\$475,185.82	\$314,744.99	\$71,217.63	\$815.93	\$188.25	\$1,272.54	\$28,632.69	\$57,563.77	\$571.48	\$178.54

Only include the 20% learning loss expenditures

Meeting Students' Academic, Social, Emotional, and Other Needs (Excluding Mental Health Supports) (amount expended toward required set-aside to address learning loss)									
Amount expended toward required set- aside <auto-calc: SUM(BZ:CH)>	j. Personnel Services – Salaries	k. Personnel Services – Benefits	l. Purchased Professional and Technical Services	m. Purchased Property Services	n. Other Purchased Services	o. Supplies	p. Property	q. Debt Service and Miscellaneous	r. Other Items
\$1,275,175.74	\$360,947.82	\$120,682.88	\$4,947.13	\$1,270.32	\$211.67	\$453,724.01	\$221,762.82	\$111,531.27	\$97.82

Only include the 20% learning loss expenditures

Mental Health Supports for Students and Staff
(amount expended toward required set-aside to address learning loss)

Amount expended toward required set-aside <auto-calc: SUM(CJ:CR)>	s. Personnel Services – Salaries	t. Personnel Services – Benefits	u. Purchased Professional and Technical Services	v. Purchased Property Services	w. Other Purchased Services	x. Supplies	y. Property	z. Debt Service and Miscellaneous	aa. Other Items
\$80,218.99	\$27,298.55	\$11,011.55	\$463.55	\$18,403.55	\$4,887.20	\$668.75	\$1,031.07	\$15,680.47	\$774.30

Only include the 20% learning loss expenditures

Operational Continuity and Other Allowed Uses (amount expended toward required set-aside to address learning loss)									
Amount expended toward required set-aside <auto-calc: SUM(CT:DB)>	bb. Personnel Services – Salaries	cc. Personnel Services – Benefits	dd. Purchased Professional and Technical Services	ee. Purchased Property Services	ff. Other Purchased Services	gg. Supplies	hh. Property	ii. Debt Service and Miscellaneous	jj. Other Items
\$106,569.90	\$28,393.55	\$14,273.55	\$6,667.44	\$12,194.12	\$1,057.29	\$16,283.49	\$26,696.45	\$759.41	\$244.60

Only include the 20% learning loss expenditures

Remaining ARP ESSER Mandatory Subgrant Funds <auto-calc: X - SUM(Y + BN)>	Planned Uses of Remaining ARP ESSER Mandatory Subgrant Funds (% of Remaining Funds) Note: Categories must sum to 100%					The total amount reserved by the LEA to address the impact of learning loss
	% Remaining Funds Planned for Addressing Physical Health and Safety	% Remaining Funds Planned for Meeting Students' Academic, Social, Emotional, and Other Needs (Excluding Mental Health Supports)	% Remaining Funds Planned for Mental Health Supports for Students and Staff	% Remaining Funds Planned for Operational Continuity and Other Uses	% Remaining Funds Not Yet Planned for Specific Use	
\$1,715,356.76	40	25	10	5	20	\$750,000.00

Percent of ARP ESSER funds remaining (amount remaining after June 2022 Request for Funds)

The total amount reserved by the LEA to address the impact of learning loss	Total expenditures of ARP ESSER LEA Reserve in this reporting period <auto-calc: SUM(BO,BY,CI,CS)>	Activities or interventions the LEA implemented to satisfy the LEA's mandatory set-aside requirements of ARP ESSER funds								
		a. Summer learning or summer enrichment	b. Afterschool programs	c. Extended instructional time (school day, school week, or school year)	d. Tutoring	e. Additional classroom teachers	f. Other additional staffing and/or activities to assess and support social-emotional well-being (excluding mental health supports), for students, educators and/or families	g. Other additional staffing and/or activities to assess and support mental health needs, for students, educators and/or families	h. Other additional staffing and/or activities to identify and/or respond to unique student needs and/or provide targeted support for vulnerable students (including low-income children or students, students with disabilities, English learners, racial and ethnic minorities, students experiencing homelessness, and children and youth in foster care)	i. Universal screening, academic assessments, and intervention data systems, such as early warning systems and/or opportunity to learn data systems.
\$750,000.00	\$1,937,150.45	FALSE	TRUE	FALSE	TRUE	TRUE	TRUE	TRUE	TRUE	FALSE

True = Yes
False = No

j. Improved coordination of services for students with multiple types of needs, such as full-service community schools or improved coordination with partner agencies, such as foster care services			m. Core staff capacity building/training to increase instructional quality and advance investments in talent pipelines for teachers and/or classified staff			Please describe how the selected activities or interventions respond to students’ academic, social, and emotional needs. (3000 character limit)
	k. Early childhood programs	l. Curriculum adoption and learning materials		n. Other	n. Description of other activities	
FALSE	FALSE	TRUE	TRUE	FALSE		Description of how activities impacted underserved student groups

True = Yes
False = No

Maintenance of Equity								
Is this a high-need LEA?	Per-pupil amount of State funding FY 2022	Per-pupil amount of State funding FY 2021	High-need LEA per-pupil reduction in State funds <auto-calc: EC - EB>	Did State maintain equity for high-need LEA? <auto-calc>	Is this a highest-poverty LEA?	Per-pupil amount of State funding FY 2019	Highest-poverty LEA per-pupil reduction in State funds <auto-calc: EG - EB>	Did State maintain equity for highest-poverty LEA? <auto-calc>
TRUE	\$16,120.00	\$16,000.00	0	TRUE	TRUE	\$16,250.00	\$130.00	FALSE

LEAs do not need to complete the Maintenance of Equity Section. Office of Grants Management will report the data.

Across ESSER Programs

A	F	G	H	I	J
Name of Entity	Full-time equivalent (FTE) positions as of September 30, 2018	Full-time equivalent (FTE) positions as of September 30, 2019	Full-time equivalent (FTE) positions as of March 13, 2020	Full-time equivalent (FTE) positions on September 30, 2020	Full-time equivalent (FTE) positions on September 30, 2021
Marion	321	355.5	386.3	377	405.2

Did the LEA expend ESSER funds on any of the items below in the current reporting period?								
a. Promoting vaccination	b. Consistent and correct mask use	c. Physical distancing	d. Screening testing to promptly identify cases, clusters, and outbreaks	e. Ventilation	f. Handwashing and respiratory etiquette	g. Staying home when sick and getting tested	h. Contact tracing	i. Cleaning and disinfection
TRUE	TRUE	TRUE	FALSE	TRUE	FALSE	TRUE	FALSE	TRUE

True = Yes
False = No

Did the LEA use ESSER funds to provide home Internet access for any students in the current reporting period?	What types of home Internet services were provided by the district using ESSER funds?					
	a. Mobile hotspots with paid data plans	b. Internet connected devices with paid data plans	c. District pays for the cost of home Internet subscription for student	d. District provides home Internet access through a district-managed wireless network	e. Other	e. Description of other Internet services
TRUE	TRUE	FALSE	TRUE	FALSE	TRUE	Wifi on buses setup daily in housing areas throughout the school district

True = Yes
False = No

Did the LEA seek to reengage students with poor attendance or participation?	How did the LEA seek to reengage students with poor attendance or participation?							
	a. Direct outreach to families	b. Engaging the school district homeless liaison	c. Partnering with community-based organizations	d. Offering home internet service and/or devices	e. Implementing new curricular strategies to improve student engagement	f. Offering credit recovery and/or acceleration strategies	g. Other	g. Description of other re-engagement strategies
TRUE	TRUE	TRUE	FALSE	FALSE	FALSE	FALSE	FALSE	

True = Yes
False = No

Did the LEA allocate some portion of ESSER funds to schools in this reporting period?	Criteria Used to Allocate Funds to Schools Within LEA							
	a. Flat amount per school or per pupil	b. Number or proportion of students at the school with specific curricular needs, such as students with disabilities or English language learners	c. Number or proportion of students at the school who are eligible for Free or Reduced-Price Lunch and/or other indicators of low-income background	d. Measure(s) of lost instructional time ("learning loss")	e. Stakeholder or community input	f. Title I status	g. Other data	g. Description of other data used
TRUE	FALSE	TRUE	TRUE	TRUE	FALSE	TRUE	FALSE	

True = Yes
False = No

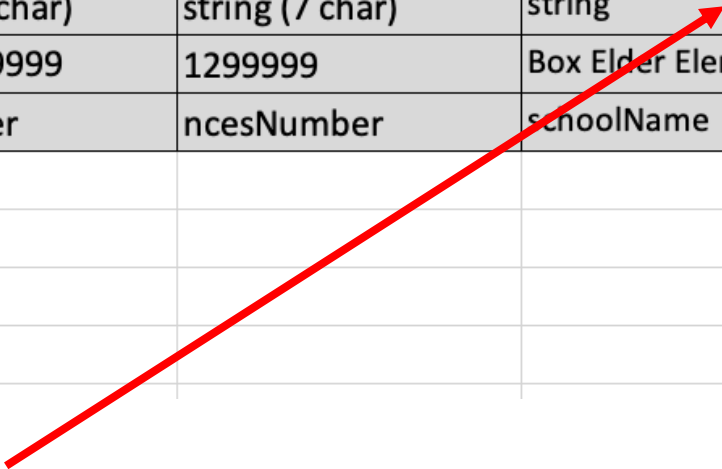
Total Amount Expended for Specific Staff (cumulative across all ESSER funds)	Indicate the total number of these specific positions supported with any of the ESSER funds for the current reporting period. Support indicates salaries and/or benefits were partially or fully paid with ESSER funds.								
	Special educators and related service personnel	Paraprofessionals	Bilingual or English as a second language educators	School counselors, school psychologists and/or social workers	Nurses	Short term contractors	Classroom educators, not covered by previous categories	Support personnel, not covered by previous categories	Administrative staff, not covered by previous categories
\$1,440,000.00	4	12	3	10	1	0	0	0	1

Expended (requested/reimbursed) during the performance period:

- **ESSER I, ESSER II & ARP ESSER* – July 2021 – June 2022**

School Staff

Name of LEA	DUNS #	UNIQUE ENTITY ID (SAM)	NCES ID#	School Name (within LEA)
string	string (9 char)	string (12 char)	string (7 char)	string
Woodloch	999999999	JS5448799999	1299999	Box Elder Elementary
entityName	dunsNumber	ueiNumber	ncesNumber	schoolName



Include all schools in operation for the 2021-2022 School Year

Count FTE by Staff Type (to the nearest tenth)			
Special educators and related service personnel, including paraprofessionals	Bilingual educators or English as a second language educators	School counselors, social workers, or school psychologists	Nurses
decimal (1)	decimal (1)	decimal (1)	decimal (1)
7	2.5	3.2	1.3
esserASchoolFteSpecialEd	esserASchoolFteBilingual	esserASchoolFteCounselors	esserASchoolFteNurses

- Include ONLY school staff
- ALL school staff regardless of funding source

Questions



Live Demonstration



MISSISSIPPI
DEPARTMENT OF
EDUCATION

Submission



MISSISSIPPI
DEPARTMENT OF
EDUCATION

- Deadline to submit the report is COB Tuesday, May 2, 2023
- Email completed spreadsheet to Greg Smith at gsmith@mdek12.org



Resources



MISSISSIPPI
DEPARTMENT OF
EDUCATION

- <https://covid-relief-data.ed.gov/grantee-help/esser>
- <https://covid-relief-data.ed.gov/grantee-help/esser/faq2022>

Dr. Judy K. Nelson

Executive Director – Office of Federal Programs
jnelson@mdek12.org

Aisha McGee

Director of ESSER Programs
amcgee@mdek12.org

Greg Smith

Director of Data and Reporting
gsmith@mdek12.org

mdek12.org



MISSISSIPPI
DEPARTMENT OF
EDUCATION



Elisha Campbell

Executive Director – Office of Grants Management
ecampbell@mdek12.org

Shanika Jackson

Grants Manager
sgrant@mdek12.org

Mary Knight

Grant Analyst
mknight@mdek12.org

mdek12.org



MISSISSIPPI
DEPARTMENT OF
EDUCATION

