

# FY23 CFPA Introduction

---

**Dr. Judy K. Nelson**  
Executive Director

[mdek12.org](https://mdek12.org)



MISSISSIPPI  
DEPARTMENT OF  
EDUCATION

October 5, 2022



## VISION


To create a world-class educational system that gives students the knowledge and skills to be successful in college and the workforce, and to flourish as parents and citizens



## MISSION

To provide leadership through the development of policy and accountability systems so that all students are prepared to compete in the global community





1

**ALL** Students Proficient and Showing Growth in All Assessed Areas



2

**EVERY** Student Graduates from High School and is Ready for College and Career



3

**EVERY** Child Has Access to a High-Quality Early Childhood Program

**EVERY** School Has Effective Teachers and Leaders

4



**EVERY** Community Effectively Uses a World-Class Data System to Improve Student Outcomes

5



**EVERY** School and District is Rated “C” or Higher

6



# Microsoft Teams Reminders

---



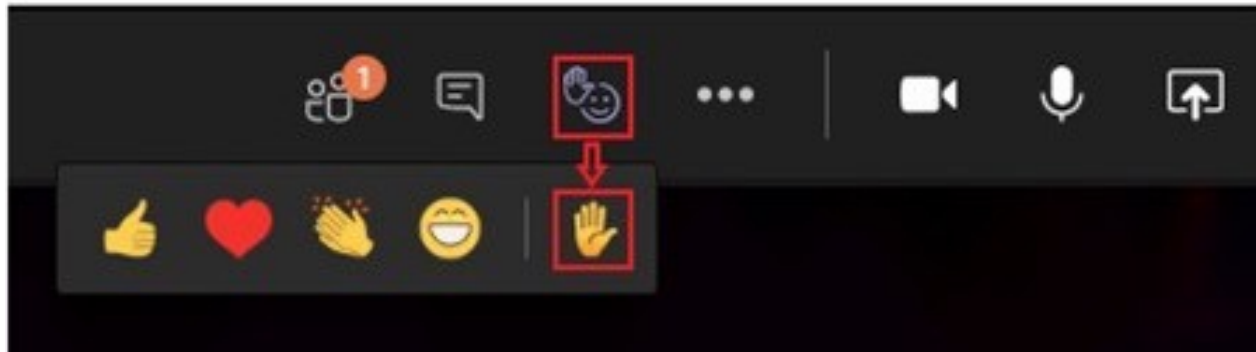
MISSISSIPPI  
DEPARTMENT OF  
EDUCATION

- Please mute yourself unless you have a question to reduce background noise
- Please cut the camera off to save bandwidth to reduce technical glitches
- Please ask questions throughout the presentation via chat or “raise hand” feature

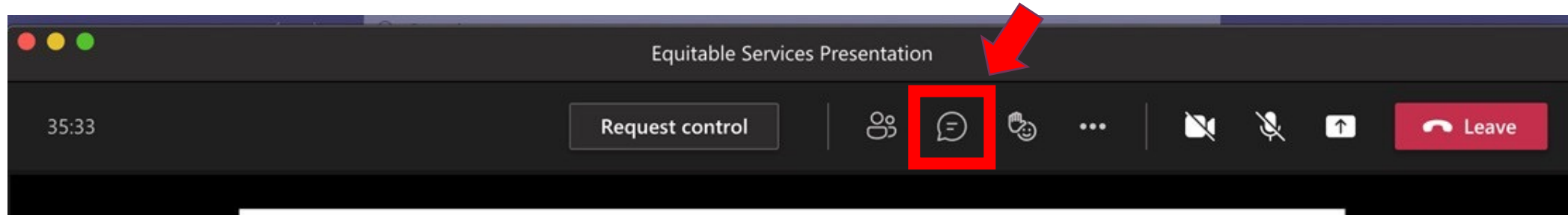


## “Raise Hand” Feature

Just select **Show reactions** 🙌 in the meeting controls, and then choose **Raise your hand** 🙋 . Everyone in the meeting will see that you've got your hand up.



## "Chat" Feature



- To use the **chat** feature in Teams, simply click the “Chat” icon. The **chat box** will appear on the right. Type your message in the chat box and click the “Send” icon to send your question.

- This session will be recorded to increase availability and access to the technical assistance session.
- Recording will be available as a resource.
- Presentation and recording will be updated in MCAPS, MDE Document Library, CFPA, FY23



# Agenda

---



MISSISSIPPI  
DEPARTMENT OF  
EDUCATION

- Introduction to the FY23 CFPA (Consolidated Federal Programs Application)
- How to Complete the FY23 CFPA for Initial Approval
- When to Start a Revision



- The goal of this session is to provide technical assistance on how to complete the FY23 CFPA for initial approval.
- The objective is to have 100% of the LEAs approved with initial approval by December 2, 2022.

# Preparation

---



MISSISSIPPI  
DEPARTMENT OF  
EDUCATION

- Month 7 Enrollment Data (School Year 2021-2022)
- Free/Reduced Lunch Data
- CEP Data
- School Improvement Designation (School Year 2021-2022)
- Equitable Services
  - Intent to Participate Form & Verification of Enrollment Calculations
  - Affirmation of Transfer

- Estimates or actual budget of large expenditures such as salaries and benefits, equipment, subscriptions or online educational services, contractual services, dual enrollment/dual credit fees, etc.
- Current account payroll distribution for federally funded personnel by locations with FTEs (split percentages)
- Include the accurate benefit rates; be mindful that the health insurance premiums will increase in December 2022

- Current period federal budget/expenditure reports by locations
- Any other documentation needed to complete the FY23 CFPA



# Things to Remember



- The LEA must ensure all budgeted items are:
  - Reasonable
  - Necessary
  - Allocable
  - Allowable

- Supplements Not Supplants Requirements (Title I, Title II, Title III, Title IV, Title V)
- ALL ESEA programs are supplemental, and funds must be used in a supplemental manner



- Location codes must be placed with the appropriate allocation, including non-public/private schools.
- No product names should be mentioned. Generic names should be used such as interventionists, laptops, tablets, online intervention programs, etc.
- If the LEA does not have a descriptive narrative, it must have the statement, “The LEA will update the narrative in Revision #1.”

- School allocations (PPA List) should align with Budget Overview for the School budget
- Pay specific details to function code, object code, location, and quantity

- Ensure items are budgeted in the right function/object code (See Accounting Manual for School District as a reference <https://www.mdek12.org/OSF/AccountingManual> )
  - Function 1105: Pre-K
  - Function 1260: After School
  - Function 1295: Equitable Service
  - Function 2210: Support for Instructional Staff

- Function 2330: Administration
- Function 2800: Recruitment and Retention
- Function 3900: Parental Engagement

- LEAs must budget enough funds by functions, objects, and locations in each program to ensure sufficient reimbursements until January 2023.
- A revision will not be processed until after December 13, 2022.



# FY23 CFPA

---



MISSISSIPPI  
DEPARTMENT OF  
EDUCATION

Released 9.30.2022

## Mississippi FY23 Preliminary Allocations

LEA Number	LEA Name	Preliminary Title I, Part A Allocation	Preliminary Neglected Allocation Amount must be reserved from District's Title I Allocation	Preliminary Title I, Part D, Subpart 2 Allocation	Preliminary Title II, Part A Allocation	Preliminary Title III, LEP	Preliminary Title III, Immigrant	Preliminary Title IV-A Allocation	Preliminary Title V Allocation
4820	Aberdeen School District	\$ 619,042	\$ -	\$ -	\$ 86,366	\$ -	\$ -	\$ 48,447	\$ 30,860
200	Alcorn School District	894,332	9,951	-	171,871	-	-	64,743	-
300	Amite County School District	708,491	-	-	105,657	-	-	55,615	23,192
4821	Amory School District	465,023	-	-	73,128	-	-	39,671	42,942
400	Attala County School District	564,225	-	-	69,579	-	-	44,157	27,443
5920	Baldwyn School District	320,838	-	-	53,576	-	-	23,583	20,845
2320	Bay St. Louis School District	830,103	-	-	112,551	-	2,198	68,950	-
500	Benton County School District	578,466	-	-	84,725	-	-	42,262	25,842
2420	Biloxi Public School District	2,290,919	-	43,618	304,705	71,343	-	190,755	-
5921	Booneville School District	332,078	-	-	48,218	-	-	27,763	36,149
4320	Brookhaven School District	1,140,106	8,487	-	180,798	-	-	77,845	72,924
700	Calhoun County School District	967,117	-	-	136,530	20,796	1,465	80,776	60,220
4520	Canton Public School District	2,210,331	-	-	205,608	46,146	-	151,526	-


MDE Document Library ➡ Allocations ➡ FY23 (SY2022-2023) or click [here](#)





Dr. Kim Benton  
Interim State Superintendent of Education

## Mississippi Comprehensive Automated Performance-based System

- MCAPS Home
- Search ▶
- MDE Document Library
- Help
- Contact MDE
-  **MCAPS Sign-In**

### MCAPS Sign-In

#### Sign-In

Email Address:

Password:

[Forgot your password?](#)

Submit

Public Access

**Production**

<https://mcaps.mdek12.org>



## ESEA Programs

- Title I, Part A
- Title I, Part A Neglected (if applicable)
- Title I, Part D Subpart 2 (if applicable)
- Title II, Part A
- Title III, English Learner (if applicable)
- Title III, Immigrant (if applicable)
- Title IV, Part A
- Title V, Part B Subpart 2 (RLIS) (if applicable)



# Allocations Section

## Allocations

No Name Test (1111) Public District - FY 2023 - Consolidated - Rev 0 - Allocations

Save And Go To ▶											
Cost Pool		Title I, Part A	Title I, Part A Neglected	Title I, Part D Delinquent	Title II, Part A	Title III, English Learners	Title III, Immigrants	Title IV, Part A	Title V, Part B		
	(1) Cost Pool	(2) CI CFDA: 84.010A	(3) Title I-A, Neglected	(4) Title I-D	(5) EG CFDA: 84.367A	(6) EL	(7) IG	(8) Title IV-A	(9) RL CFDA: 84.358B	Total	
Original	\$0.00	\$600,000.00	\$0.00	\$0.00	\$600,000.00	\$600,000.00	\$600,000.00	\$600,000.00	\$600,000.00	\$3,600,000.00	
Reallocated	\$0.00	\$0.00	\$0.00	\$0.00	\$0.00	\$0.00	\$0.00	\$0.00	\$0.00	\$0.00	
Additional	\$0.00	\$0.00	\$0.00	\$0.00	\$0.00	\$0.00	\$0.00	\$0.00	\$0.00	\$0.00	
Released	\$0.00	\$0.00	\$0.00	\$0.00	\$0.00	\$0.00	\$0.00	\$0.00	\$0.00	\$0.00	
Forfeited	\$0.00	\$0.00	\$0.00	\$0.00	\$0.00	\$0.00	\$0.00	\$0.00	\$0.00	\$0.00	
Total	\$0.00	\$600,000.00	\$0.00	\$0.00	\$600,000.00	\$600,000.00	\$600,000.00	\$600,000.00	\$600,000.00	\$3,600,000.00	
	(1) Cost Pool	(2) CI CFDA: 84.010A	(3) Title I-A, Neglected	(4) Title I-D	(5) EG CFDA: 84.367A	(6) EL	(7) IG	(8) Title IV-A	(9) RL CFDA: 84.358B	Total	
From CI	\$50,000.00	(\$60,000.00)	\$10,000.00							\$0.00	
From EG	\$2,000.00	\$10,000.00			(\$102,000.00)			\$90,000.00		\$0.00	
From EL	\$200.00					(\$200.00)				\$0.00	
From IG	\$100.00						(\$100.00)			\$0.00	
From Title IV-A	\$2,000.00	\$10,000.00			\$40,000.00			(\$52,000.00)		\$0.00	
From RL	\$2,000.00								(\$2,000.00)	\$0.00	
Total	\$56,300.00	\$560,000.00	\$10,000.00	\$0.00	\$538,000.00	\$599,800.00	\$599,900.00	\$638,000.00	\$598,000.00	\$3,600,000.00	

# Transferring Funds



ESEA/ESSA allows LEAs the flexibility to target Federal funds to the programs and activities that most effectively address the unique needs of LEAs. An LEA may transfer funds, to better address local identified needs, from the following programs:

- Title II, Part A – Supporting Effective Instruction
- Title IV, Part A – Student Support and Academic Enrichment grants

Transfers to ESEA Programs are FINAL (Cannot un-transfer the fund once it is transferred into a program)

1. Cannot transfer funds OUT of Title I except to Neglected
2. Title II – transfer to Title I and transfer to Title IV
3. Title IV – transfer to Title I and transfer to Title II

LEA May Transfer FROM	LEA May Transfer TO
Title II, Part A	Title I, Part A
Title IV, Part A	Title II, Part A
	Title IV, Part A

Transfers = New Allocation

- Title I allocation is \$475,000 and the LEA transfer \$50,000 from Title II, then the new Title I allocation is \$525,000
- If Title IV, Part A allocation is greater than \$30,000 **prior to any transfer, the LEA must adhere to the proportional requirement of Title IV, Part A**

- If the LEA has a Title I-A Neglected preliminary allocation, the LEA must transfer the funds from Title I-A to Title I-A Neglected.
- The amount can exceed the preliminary allocation, but not less than the preliminary allocation.
  - If the transfer amount exceeds the preliminary allocation, maintain sufficient documentation to support the amount transferred.



## Title I, A-Neglected

- LEAs with Title I, A-Neglected allocation
- Transfer from Title I, Part A

	(1) <b>CI</b> CFDA: 84.010A	(2) <b>Title I-A, Neglected</b>
<b>Original</b>	\$4,957,839.00	\$0.00
<b>Reallocated</b>	\$0.00	\$0.00
<b>Additional</b>	\$0.00	\$0.00
<b>Released</b>	\$0.00	\$0.00
<b>Forfeited</b>	\$0.00	\$0.00
<b>Total</b>	\$4,957,839.00	\$0.00
	(1) <b>CI</b> CFDA: 84.010A	(2) <b>Title I-A, Neglected</b>
<b>From CI</b>		28,754.00
<b>From Title I-A, Neglected</b>		0.00
<b>From EG</b>	0.00	
<b>From Title I-D</b>		
<b>From EL</b>		
<b>From IG</b>		
<b>From Title IV-A</b>	0.00	
<b>From RL</b>		
<b>From Cost Pool</b>		
<b>Total</b>	\$4,490,592.08	\$28,754.00

## Title I, Part A

- Transfer In
  - From Title II
  - From Title IV

	(1) <u>CI</u> CFDA: 84.010A	(2) <u>Title I-A, Neglected</u>	(3) <u>EG</u> CFDA: 84.367A	(4) <u>Title I-D</u>	(5) <u>EL</u>	(6) <u>IG</u>	(7) <u>Title IV-A</u>	(8)
Original	\$154,893.00	\$0.00	\$20,876.00	\$0.00	\$0.00	\$0.00	\$10,415.00	
Reallocated	\$0.00	\$0.00	\$0.00	\$0.00	\$0.00	\$0.00	\$0.00	
Additional	\$0.00	\$0.00	\$0.00	\$0.00	\$0.00	\$0.00	\$8.00	
Released	\$0.00	\$0.00	\$0.00	\$0.00	\$0.00	\$0.00	\$0.00	
Forfeited	\$0.00	\$0.00	\$0.00	\$0.00	\$0.00	\$0.00	(\$8.00)	
Total	\$154,893.00	\$0.00	\$20,876.00	\$0.00	\$0.00	\$0.00	\$10,415.00	
	(1) <u>CI</u> CFDA: 84.010A	(2) <u>Title I-A, Neglected</u>	(3) <u>EG</u> CFDA: 84.367A	(4) <u>Title I-D</u>	(5) <u>EL</u>	(6) <u>IG</u>	(7) <u>Title IV-A</u>	(8)
From CI	0.00	0.00						
From Title I-A, Neglected		0.00						
From EG	19,411.00		(\$19,411.00)					
From Title I-D				0.00				
From EL					0.00			
From IG						0.00		
From Title IV-A	10,423.00						\$10,423.00	
From RL								
From Cost Pool								
Total	\$184,727.00	\$0.00	\$1,465.00	\$0.00	\$0.00	\$0.00	(\$8.00)	

## Title II, Part A

- Transfer In  
- From Title IV

	(1) <u>CI</u> CFDA: 84.010A	(2) <u>Title I-A, Neglected</u>	(3) <u>EG</u> CFDA: 84.367A	(4) <u>Title I-D</u>	(5) <u>EL</u>	(6) <u>IG</u>	(7) <u>Title IV-A</u>	(8)
Original	\$1,222,300.00	\$0.00	\$190,685.00	\$0.00	\$0.00	\$0.00	\$92,461.00	
Reallocated	\$0.00	\$0.00	\$0.00	\$0.00	\$0.00	\$0.00	\$0.00	
Additional	\$0.00	\$0.00	\$0.00	\$0.00	\$0.00	\$0.00	\$0.00	
Released	\$0.00	\$0.00	\$0.00	\$0.00	\$0.00	\$0.00	\$0.00	
Forfeited	\$0.00	\$0.00	\$0.00	\$0.00	\$0.00	\$0.00	\$0.00	
Total	\$1,222,300.00	\$0.00	\$190,685.00	\$0.00	\$0.00	\$0.00	\$92,461.00	
	(1) <u>CI</u> CFDA: 84.010A	(2) <u>Title I-A, Neglected</u>	(3) <u>EG</u> CFDA: 84.367A	(4) <u>Title I-D</u>	(5) <u>EL</u>	(6) <u>IG</u>	(7) <u>Title IV-A</u>	(8)
From CI	0.00	0.00						
From Title I-A, Neglected		0.00						
From EG	0.00		0.00				0.00	
From Title I-D				0.00				
From EL					0.00			
From IG						0.00		
From Title IV-A	0.00		0.00				0.00	
From RL								
From Cost Pool								
Total	\$1,222,300.00	\$0.00	\$190,685.00	\$0.00	\$0.00	\$0.00	\$92,461.00	

## Title IV, Part A

- Transfer In
  - From Title II

	(1) CI CFDA: 84.010A	(2) Title I-A, Neglected	(3) EG CFDA: 84.367A	(4) Title I-D	(5) EL	(6) IG	(7) Title IV-A	(8)
Original	\$1,222,300.00	\$0.00	\$190,685.00	\$0.00	\$0.00	\$0.00	\$92,461.00	
Reallocated	\$0.00	\$0.00	\$0.00	\$0.00	\$0.00	\$0.00	\$0.00	
Additional	\$0.00	\$0.00	\$0.00	\$0.00	\$0.00	\$0.00	\$0.00	
Released	\$0.00	\$0.00	\$0.00	\$0.00	\$0.00	\$0.00	\$0.00	
Forfeited	\$0.00	\$0.00	\$0.00	\$0.00	\$0.00	\$0.00	\$0.00	
Total	\$1,222,300.00	\$0.00	\$190,685.00	\$0.00	\$0.00	\$0.00	\$92,461.00	
	(1) CI CFDA: 84.010A	(2) Title I-A, Neglected	(3) EG CFDA: 84.367A	(4) Title I-D	(5) EL	(6) IG	(7) Title IV-A	(8)
From CI	0.00	0.00						
From Title I-A, Neglected		0.00						
From EG	0.00		0.00				0.00	
From Title I-D				0.00				
From EL					0.00			
From IG						0.00		
From Title IV-A	0.00		0.00				0.00	
From RL								
From Cost Pool								
Total	\$1,222,300.00	\$0.00	\$190,685.00	\$0.00	\$0.00	\$0.00	\$92,461.00	

An LEA may also transfer funds to the Cost Pool from the following programs:

- Title I, Part A
- Title II, Part A
- Title III, EL
- Title III, Immigrant
- Title IV, Part A
- Title V, Part B

- Cost Pool

	(9)	Cost Pool	
		\$0.00	\$1
		\$0.00	
		\$0.00	
		\$0.00	
		\$0.00	
		\$0.00	\$1
	(9)	Cost Pool	
From Title I		100,000.00	
From Title II		1,000.00	
From Title III (EL)		1,000.00	
From Title III (IG)		1,000.00	
From Title IV		1,000.00	
		1,000.00	
From Title V		0.00	
		\$105,000.00	\$1

- Cost Pool is not a program, it is a funding source (Fund 2290) to consolidate the administration of federal programs.
- The LEA will need to transfer funds into the Cost Pool from the allocation page in order to open the Cost Pool application in MCAPS.

# Administration Limits





The maximum amount that you are able to use for administrative costs per grant.

- Title I, Part A                      maximum of 20% of the available allocation
- Title II, Part A                    maximum of the restricted indirect cost rate
- Title III, Part A                   maximum of 2% of the available allocation
- Title IV, Part A                   maximum of 2% of the available allocation
- Title V, Part B RLIS            maximum of the restricted indirect cost rate

- Admin calculation must take into consideration funds transferred **out** (except Title I-Neglected and Cost Pool) **AND** any transferred **in**
- Admin costs include any cost associated with the **administration of the grant and indirect cost**
  - Total cost cannot exceed the admin limit of the program

- Title I

$$\begin{aligned} & \$1,245,451 \text{ (Base Allocation)} \\ + & \quad \textbf{\$141,409} \text{ (Transfer from Title II)} \\ = & \quad \textbf{\$1,386,860} \text{ (New Allocation Amount)} \end{aligned}$$

- Title I Admin Limit

$$\$1,386,860 * 20\% = \textbf{\$277,372}$$

- Title II:

\$196,409 (Base Allocation)

- **\$141,409** (Transfer to Title I)

= \$55,000 (New Allocation Amount)

- Title II Admin Limit

$\$55,000 * 2.41\%$  (Indirect Cost Rate) = **\$1,325.50**



- If LEA is doing both cost pool and indirect cost, the **TOTAL** amount cannot exceed admin limit

For example:

- Title IV – allocation is \$159,249
- Maximum admin 2% = \$3,184.98
- Maximum allowed for Indirect Cost = \$2,095.15

- Maximum admin 2% = \$3,184.98
- Maximum allowed for Indirect Cost = \$2,095.15
- If the LEA wish to take the maximum allowed for indirect cost (\$2,095.15), then the LEA can only transfer \$1,089.83 in cost pool
- If the LEA wish to take only \$1,500 for indirect cost, then the LEA can only transfer \$1,684.98 in cost pool

(8) RL	(9) Cost Pool
CFDA: 84.358B	
\$46,507.00	\$0.00
\$0.00	\$0.00
\$0.00	\$0.00
\$0.00	\$0.00
\$0.00	\$0.00
\$46,507.00	\$0.00
(8) RL	(9) Cost Pool
CFDA: 84.358B	
	278,529.08
	7,000.00
	0.00
	0.00
	2,000.00
(\$500.00)	500.00
	0.00
\$46,007.00	\$288,029.08

\*Title V admin limit is the indirect cost rate.

• Allocation x Indirect Cost Rate = Admin Total

$\$46,507.00 \times 2.41\% = \$1,120.82$

• LEA transferred \$500 to Cost Pool, so the maximum amount LEA can budget for indirect cost in Title V is **\$620.82** ( $\$1,120.82 - \$500$ )

Indirect Cost	
Total Contributing to Indirect Cost	\$44,924.61
Indirect Cost Rate	2.41%
Maximum Allowed for Indirect Cost	\$1,082.67

**LEA can only take \$620.82 for Indirect Cost**



LEAs will use the FY23 Indirect Cost rates established by the Office of School Financial Services.

[2022-2023 Indirect Cost Rate](#)

# Cost Pool

---



MISSISSIPPI  
DEPARTMENT OF  
EDUCATION

# Consolidated Cost Pool

	(1) <u>Cost Pool</u>	(2) <u>CI</u> CFDA: 84.010A	(3) <u>Title I-A, Neglected</u>	(4) <u>Title I-D</u>	(5) <u>EG</u> CFDA: 84.367A	(6) <u>EL</u>	(7) <u>IG</u>	(8) <u>Title IV-A</u>	(9) <u>RL</u> CFDA: 84.358B	Total
Original	\$0.00	\$6,133,411.00	\$0.00	\$101,775.00	\$1,198,199.00	\$221,772.00	\$38,279.00	\$422,379.00	\$0.00	\$8,115,815.00
Reallocated	\$0.00	\$0.00	\$0.00	\$0.00	\$0.00	\$0.00	\$0.00	\$0.00	\$0.00	\$0.00
Additional	\$0.00	\$0.00	\$0.00	\$0.00	\$0.00	\$0.00	\$0.00	\$0.00	\$0.00	\$0.00
Released	\$0.00	\$0.00	\$0.00	\$0.00	\$0.00	\$0.00	\$0.00	\$0.00	\$0.00	\$0.00
Forfeited	\$0.00	\$0.00	\$0.00	\$0.00	\$0.00	\$0.00	\$0.00	\$0.00	\$0.00	\$0.00
Total	\$0.00	\$6,133,411.00	\$0.00	\$101,775.00	\$1,198,199.00	\$221,772.00	\$38,279.00	\$422,379.00	\$0.00	\$8,115,815.00
	(1) <u>Cost Pool</u>	(2) <u>CI</u> CFDA: 84.010A	(3) <u>Title I-A, Neglected</u>	(4) <u>Title I-D</u>	(5) <u>EG</u> CFDA: 84.367A	(6) <u>EL</u>	(7) <u>IG</u>	(8) <u>Title IV-A</u>	(9) <u>RL</u> CFDA: 84.358B	Total
From CI	\$400,031.00	(\$443,411.00)	\$43,380.00							\$0.00
From EG	\$20,199.00	\$0.00			(\$20,199.00)			\$0.00		\$0.00
From EL	\$2,772.00					(\$2,772.00)				\$0.00
From IG	\$479.00						(\$479.00)			\$0.00
From Title IV-A	\$7,379.00	\$0.00			\$0.00			(\$7,379.00)		\$0.00
From RL	\$0.00								\$0.00	\$0.00
Total	\$430,860.00	\$5,690,000.00	\$43,380.00	\$101,775.00	\$1,178,000.00	\$219,000.00	\$37,800.00	\$415,000.00	\$0.00	\$8,115,815.00

- ☐ Budget – **Remaining amount must equal \$0.00**
- ☐ Budget Overview
- ☐ Program Details – **Narrative Required**
- ☐ Plan Relationship – **Not Required for Initial Approval**

- Admin function is 2330 (Function 2550 is allowed for Business personnel)
- Budget is only for the **administration** of ESEA programs
- Location must be District Location (four-digit district code)
- **Do Not budget indirect cost in cost pool**; indirect cost must be budgeted in the program



All budget items must have the appropriate:

Function Code:	2210-2219 - Improvement of Instruction Services	PROFESSIONAL DEVELOPMENT PROFESSIONAL SERVICES/CONSULTING
Object Code:	300-399 - Prof Services	
Set Asides:		
School Improvement:		
Reform Strategy:		
Use of Funds:		
Identified Need:		
Data Source:		
Location Code:	<div></div> ELEMENTARY (1700080)	
Quantity:	<div>1.00</div>	
Cost:	<div>\$16,781.08</div>	
Line Item Total:	<div>\$16,781.08</div>	

Function, Object, Location, Cost, and Narrative

Total:		
Function Code:	2330 - Special Area Administration Services	<div>Federal Program Administrative Assistant Salary</div>
Object Code:	100-199 - Employee Salaries	
Location Code:	<div></div> SCHOOL DIST (0614)	
Quantity:	<div>1.00</div>	
Cost:	<div>\$33,584.00</div>	
Line Item Total:	<div>\$33,584.00</div>	



Budget – Remaining amount must equal \$0.00

<u>Modify</u>	3900-3949 - Other Non-instructional Services	\$0.00
<u>Modify</u>	7110 - Indirect Costs Transfers Out	\$0.00
<u>Modify</u>	7120 - Other Transfers Out	\$0.00
Total		\$598,000.00
Adjusted Allocation		\$598,000.00
Remaining		\$0.00



If the LEA does not have a narrative, it must state **“The LEA will update in Revision #1.”**

\* Provide a description of administrative activities and personnel (including travel, supplies, and equipment used to administer the grant programs).



The screenshot shows a web-based form with a rich text editor toolbar at the top. The toolbar includes icons for undo, redo, cut, copy, paste, bold, italic, underline, bulleted list, numbered list, link, unlink, font color, and background color. The text area below the toolbar contains the text "The LEA will update in Revision 1".

**Completion of the page is not required for initial approval**



# ESEA Requirements

---



## ESEA Shared Program Details

No Name Test (1111) Public District - FY 2019 - Consolidated - Rev 0 - ESEA Requirements

☐ \* ESEA Programs Reviewed and Approved by ESEA Director

**All LEAs  
Check Box**

### Program Eligibility

\* LEA is eligible to receive a Title V, Part B, Subpart 1 - Small, Rural School Achievement (SRSA) Program grant.

☐ Yes

☐ No

LEA will submit an SRSA application to the United States Department of Education (USDOE).

☐ Yes

☐ No

LEA intends to use the Alternative Uses of Funds Authority under Section 6211 during the 2013 - 2014 school year.

☐ Yes

☐ No

**ALL LEAs Check "NO"**

## SRSA Eligible LEAs

Chickasaw School District  
Coffeeville School District  
Forrest County AG High School  
Okolona Separate School District  
Richton School District  
West Tallahatchie

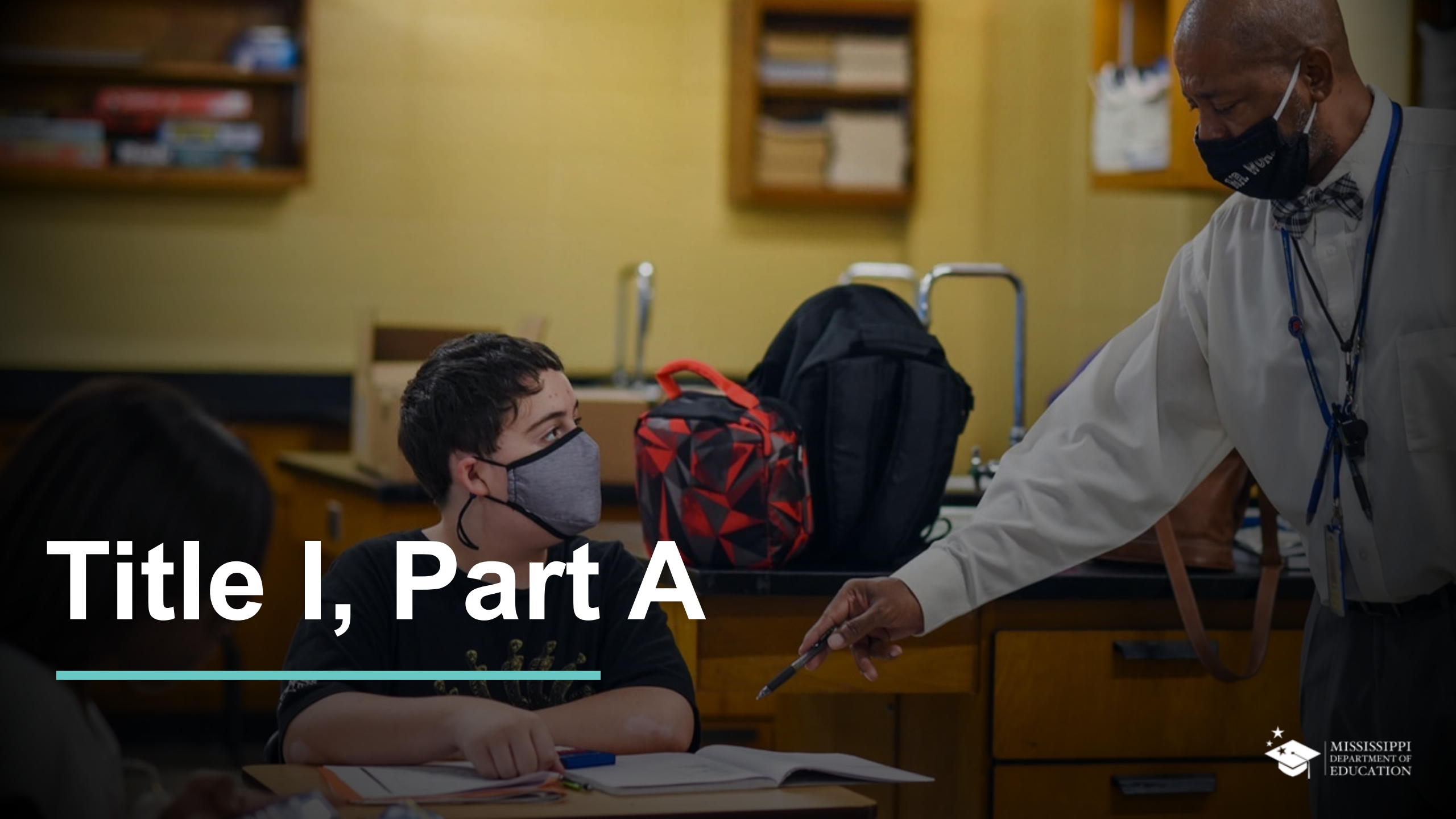
**SRSA deadline for  
submission was May  
2022.**

Section not required;

Projected administration percentages for districts - LEAs may use EITHER Consolidated Administration or Administration. You may not use both.

Please enter the projected percentages of the allocations for the programs listed below to be used for administrative activities. Round the percentage UP to the nearest WHOLE percent.

Grant	Projected Admin Percentage	Allocation	Administration Dollars
Title I-A (20% Max)	<input type="text"/> %	\$ 1,000,000.00	\$ 0.00
Title I-A Neglected	<input type="text"/> %	\$ 25,000.00	\$ 0.00
Title I-D	<input type="text"/> %	\$ <input type="text"/>	\$ 0.00
Title II-A (Restricted Indirect Cost Rate)	<input type="text"/> %	\$ 25,000.00	\$ 0.00
Title III - Note the Title III administrative cap of 2%. Only direct costs are included when determining the percentage of funds budgeted for administration.	<input type="text"/> %	\$ <input type="text"/>	\$ 0.00
Title IV (2% cap)	<input type="text"/> %	\$ 25,000.00	\$ 0.00
Title V (Restricted Indirect Cost Rate)	<input type="text"/> %	\$ 25,000.00	\$ 0.00



# Title I, Part A

---



MISSISSIPPI  
DEPARTMENT OF  
EDUCATION



- ☐ School Eligibility – **Required**
- ☐ Non-Public Equitable Services – **if applicable**
- ☐ District Set-Asides and Overview – **Required**
- ☐ PPA List – **Required**
- ☐ Budget – **Remaining amount must equal \$0.00**
- ☐ Budget Overview
- ☐ Program Details – **Only the School Improvement Section is Required if applicable**

- ☐ Personnel Details- Districtwide – **Not Required for Initial Approval**
- ☐ Preschool Personnel Details (School-level) – **Not Required for Initial Approval**
- ☐ Personnel Details (Summer School- K-12 School-level) – **Not Required for Initial Approval**
- ☐ Personnel Details (Regular School- K-12 School-level) – **Not Required for Initial Approval**

- ☐ Preschool Service Details – **Not Required for Initial Approval**
- ☐ Student Eligibility for Schools Implementing Targeted Assistance Programs – **Not Required for Initial Approval**
- ☐ Title III English Learners Notice of Intent – **Required**
- ☐ Plan Relationships – **Not Required for Initial Approval**
- ☐ Related Documents
- ☐ Programs Assurances – **Required**

# School Eligibility

---

School's Names, Numbers, and Grade Spans will prepopulate. If the information is incorrect or missing, please contact your district contact immediately.

MCAPS Home

Administer

Search

Reports

Inbox

Planning

Funding

Requests for Funds

Project Summary

LEA Document Library

Address Book

MDE Document Library

Help

Contact MDE

MCAPS Sign Out

School Eligibility

- Consolidated - Rev 0 - Title

Save And Go To

The underlined items in the column headings on this page can be clicked for sorting. For exan

<u>School Name</u> (3 Buildings)	School Number	<u>Grade Span</u>	Service
A	B	C	D
Elementary School	00011	PK-5	<div><div>✓ None</div><div>SW</div><div>TA</div><div>Skip School</div><div>Grandfather</div></div>
Elementary School	00011	PK-5	
Elementary School	00011	PK-5	
Totals:			

Save And Go To

Session Timeout

00:59:31

The LEA will choose the program that each school will operate during the school year.

- **None-** The school will not be served with Title I, Part A funds.
- **Schoolwide Program (SW)-** A local educational agency (LEA) may consolidate and **use funds** under this part, together with **other Federal, State, and local funds**, in order to **upgrade the entire educational program of a school** that serves an eligible school attendance area in which not less than 40 percent of the children are from low-income families (CEP eligible schools), or not less than 40 percent of the children enrolled in the school are from such families (Free/Reduced or Direct Certification schools). ESEA Sec. 1114(a)(1)(A)

- **Targeted Assistance Plan (TA)**- A local educational agency (LEA) serving such school may **use funds received** under this part only for programs that **provide services to eligible children** under subsection (c) **identified as having the greatest need for special assistance.** ESEA Sec. 1115(a)

**Skipped School-** An LEA may elect to not serve or “**skip**” an otherwise eligible school **ONLY** when **ALL THREE** of the following criteria are met:

1. The school that is skipped must meet comparability requirements;
2. The school must receive **supplemental state and local funds** that are equal to or greater than the funds it would have otherwise received under Title I, Part A; and
3. The supplemental state and local funds must be spent for Title I-like purposes

**Currently, the State of MS does not provide supplemental state or local funds for this purpose, thus this option is not available.**



The LEA will use the current number determined during the FY23 consultation between the LEA and the private school.

The LEA will use the Month 7 MSIS report from the 2021-2022 school year.

For example, to sort your schools alphabetically by school name, click on "School Name"

K-12 Public Enrollment	Non-Public Attendance Area	All Students (K-12 Public Enrollment + Non-public Attendance Area)	Poverty Factor
E	F	G	H
<input type="text" value="0"/>	<input type="text" value="0"/>	<input type="text" value="0"/>	<div><div>✓ Select...</div><div>FRLP (Free and Reduced Lunch)</div><div>DC (Direct Certification)</div><div>Community Eligibility Provision (CEP)</div></div>
<input type="text" value="0"/>	<input type="text" value="0"/>	<input type="text" value="0"/>	
<input type="text" value="0"/>	<input type="text" value="0"/>	<input type="text" value="0"/>	
<input type="text" value="0"/>	<input type="text" value="0"/>	<input type="text" value="0"/>	

The LEA will select the poverty factor used for ranking and serving schools.

All students (K-12 Public Enrollment + Non-Public Attendance Area (column G) will self-populate.

Mississippi Student Information System : Report Selection Criteria Screen - Production - Enter Mode

File Interfaces Maintenance Modules Reports Security Query Block Help

Mississippi Student Information System  
Report Selection Criteria Screen

**Net Membership by School Report**

District Name SCHOOL DIST School Name All Schools

☐ All Districts ☒ All Schools

MSIS ID Last Name First Name MI

Reporting Period 07 School Year 2021-2022

Start Month End Month

Start Year End Year

School Type  
☒ Regular ☐ Vocational ☐ SPED

District Record Type  
☒ P ☐ S ☐ N

☐ Display User Name  
☐ Display Employee SSN  
☐ Display Employee Salary

☐ Gifted Type Indicator  
☐ Vocational Indicator  
☐ Technical Program Indicator  
☐ Special Ed Indicator  
☐ LE Indicator  
☐ IE Indicator  
☐ Migrant Indicator  
☐ Immigrant Indicator  
☐ CEIS Indicator  
☐ 504 Indicator

☐ Titleelig Indicator  
☐ Titlefoster Indicator  
☐ Titleread Indicator  
☐ Titlelang Indicator  
☐ Titlemath Indicator  
☐ Titlehome Indicator  
☐ Titlenegdel Indicator  
☐ Titlesocial Indicator  
☐ Titlescience Indicator  
☐ Titlesupport Indicator  
☐ Pathway Indicator

## MSIS - Net Membership by School

- Check “All Schools”
- Month 7 Reporting Period (March)
- 2021-2022 School Year

Net Membership by District and School  
Reporting Month - March 2021-2022

MSIS

May 13, 2020  
Wednesday, 03:02 PM

Page 1 of 4

Schools	Pre-Kinder- garten Special Ed	Pre-Kinder- garten Ed	Kinder- garten Ed	Kinder- garten Special Ed	Elem. Self- Contained Special Ed	Grade 01	Grade 02	Grade 03	Grade 04	Grade 05	Grade 06	Grade 07	Grade 08	Grade 09	Grade 10	Grade 11	Grade 12	Sec. Self- Contained Special Ed	GED	Total
PUBLIC SCHOOL DIST																				
MIDDLE SCHOOL																				
School Total:	0	0	0	0	3	0	0	0	0	73	77	74	84	0	0	0	0	2	0	313

Middle School Enrollment = 313

Net Membership by District and School  
Reporting Month - March 2021-2022

MSIS

May 13, 2020  
Wednesday, 03:02 PM

Page 2 of 4

Schools	Pre-Kinder- garten Special Ed	Pre-Kinder- garten	Kinder- garten Special Ed	Elem. Self- Contained Special Ed	Grade 01	Grade 02	Grade 03	Grade 04	Grade 05	Grade 06	Grade 07	Grade 08	Grade 09	Grade 10	Grade 11	Grade 12	Sec. Self- Contained Special Ed	GED	Total
PUBLIC SCHOOL DIST																			
HIGH SCHOOL																			
School Total:	0	0	0	0	0	0	0	0	0	0	0	0	81	75	69	68	5	0	298

High School Enrollment = 298

Net Membership by District and School  
Reporting Month - March 2021-2022

MSIS

May 13, 2020  
Wednesday, 03:02 PM

Page 3 of 4

Schools	Pre-Kinder- Special Ed	Pre-Kinder- garten	Kinder- garten	Kinder- Special Ed	Elem. Self- Contained Special Ed	Grade 01	Grade 02	Grade 03	Grade 04	Grade 05	Grade 06	Grade 07	Grade 08	Grade 09	Grade 10	Grade 11	Grade 12	Sec. Self- Contained Special Ed	GED	Total
SCHOOL DIST																				
ELEMENTARY SCHOOL																				
School Total:	0	20	60	5	5	71	67	79	61	0	0	0	0	0	0	0	0	0	0	368

**Free and Reduce Lunch Program (FRLP)-** The **National School Lunch Program (NSLP)** is a federally assisted meal program operating in public and nonprofit private schools and residential childcare institutions. It provides nutritionally balanced, low-cost or free lunches to children each school day.

**Direct Certification (DC)-** Direct certification is a process conducted by the states and by local educational agencies (LEAs) to certify **eligible children for free meals without the need for household applications.** The 2004 Child Nutrition and WIC Reauthorization Act required LEAs to establish systems to directly certify children from households that receive Supplemental Nutrition Assistance Program (SNAP) benefits by school year.

**Community Eligibility Provision (CEP)**- The Community Eligibility Provision (CEP) is a **non-pricing meal service option for schools and school districts in low-income areas**. CEP allows the nation's highest poverty schools and districts to serve breakfast and lunch at no cost to all enrolled students without collecting household applications.



**The LEA will use the Month 7 MSIS Free and Reduced Lunch or Direct Certification Student Counts from the 2021-2022 school year.**

Low Income Students			
Public Count	Adjusted Public Count	NonPublic Count	Total Low-Income
I	J	K	L
<input type="text" value="0"/>	<input type="text" value="0"/>	<input type="text"/>	<input type="text"/>
<input type="text" value="0"/>	<input type="text" value="0"/>	<input type="text"/>	<input type="text"/>
<input type="text" value="0"/>	<input type="text" value="0"/>	<input type="text"/>	<input type="text"/>
<input type="text" value="0"/>	<input type="text" value="0"/>	<input type="text" value="0"/>	<input type="text"/>

**The LEA will use the current number determined during the FY23 consultation between the LEA and the private school. The number placed in column K must match the number placed in column F.**

**Low Income Students Adjusted Public count (column J) will self-populate.**

Low Income Students			
Public Count	Adjusted Public Count	NonPublic Count	Total Low-Inc J+K
I	J	K	L
<input type="text" value="0"/>	<input type="text" value="0"/>	<input type="text"/>	<input type="text"/>
<input type="text" value="0"/>	<input type="text" value="0"/>	<input type="text"/>	<input type="text"/>
<input type="text" value="0"/>	<input type="text" value="0"/>	<input type="text"/>	<input type="text"/>
<input type="text" value="0"/>	<input type="text" value="0"/>	<input type="text"/>	<input type="text"/>

The LEA will use the current number determined during the FY23 consultation between the LEA and the private school. The number placed in column K must match the number placed in column F.

The LEA will apply the low-income students' percentage (Column M) from the FY22 MCAPS' Funding Application School Eligibility Page against the Total Enrollment in Column G in the current application.

Low-Income Students Adjusted Public count (column J) will self-populate.

### School A – No Private School Students

- Total Month 7 Enrollment Number = 756 (Column G)
- FY22 Poverty Percentage = 89.26%\*  
$$756 \times 89.26\% = 674.81$$
- Public Count = 675 (Column I)

\*Poverty Percentage for FY23 may slightly be different from FY22

### School B – With Private School Students

- K-12 Enrollment = 655 (Column E)
- Non-Public Attendance = 5 (Column F)
- Total Month 7 Enrollment Number = 660 (Column G-Self Populate)
- FY22 Poverty Percentage = 88.48%\*  
$$660 \times 88.48\% = 583.97$$
- Total Low-Income Count = 584 (Column L-Self Populate)
  - Public Low-Income Count = 579 (Column I)
  - Non-Public Count = 5 (Column K)

The LEA will utilize the 2022-2023 CEP Spreadsheet Column 5 to determine poverty count.

Low Income Students			
Public Count	Adjusted Public Count	NonPublic Count	Total Low-Income
I	J	K	L
0	0		
0	0		
0	0		
0	0		

The LEA will use the current number determined during the FY23 consultation between the LEA and the private school. The number placed in column K must match the number placed in column F.

**Low Income Students Adjusted Public count (column J) will self-populate.**

				FOR THE ISP, ONLY USE COLUMN 5 OR 6		POPULATE (Only One Column Should Be Marked per School)			FOR PARTICIPATING CEP SCHOOLS ONLY (Only Mark One)				ELIGIBLE, AND PARTICIPATING CEP SCHOOLS ONLY	
1	2	3	4	5	6	7	8	9	10	11	12	13	14	15
LEA ID	LEA Name	School ID	School Name	Identified Student Percentage (ISP)	Proxy Identified Student Percentage (ISP)	Eligible to Participate	Near Eligible to Participate	Currently Participating	Participating as an Individual Site	Participating as part of a Group of Schools	Participating as Part of an Entire District	Participating in Year 4 and Eligible for a Grace Year	Student Enrollment in Near-Eligible, Eligible, and Participating CEP Schools	Comments
4820	ABERDEEN SCHOOL DIST	000	ABERDEEN ELEMENTARY SCHOOL	34.38		X		X			D		284	
4820	ABERDEEN SCHOOL DIST	008	ABERDEEN HIGH SCHOOL	30.15			X	X			D		335	
4820	ABERDEEN SCHOOL DIST	052	BELLE SHIVERS MIDDLE SCHOOL	41.48		X		X			D		405	
0200	ALCORN SCHOOL DIST	006	ALCORN CENTRAL ELEMENTARY SCHOOL	7.95									508	
0200	ALCORN SCHOOL DIST	008	ALCORN CENTRAL HIGH SCHOOL	8.72									374	

**Aberdeen High School**  
**Poverty Percentage is 30.15 (Column 5)**

**Month 7 Enrollment is 335**  
**(Column 14)**

$$335 \times 30.15\% = 101.00$$

- So, the School Eligibility Page should contain the following:
  - Column E (K-12 Public Count) = 335
  - Column I (Low-Income Public Count) = 101
- Please remember, on the CEP Spreadsheet, the enrollment number includes PreK; PreK must be excluded from the enrollment public count and low-income public count

**Total Low-Income, Percent, and Adjusted Percent, (columns L, M, and N) will self-populate.**

Students			Sort Order (Asc)
Total Low-Income J+K	Percent (I+K)/G	Adjusted Percent L/G	
L	M	N	O
	0.00 %	0.00 %	
	0.00 %	0.00 %	
	0.00 %	0.00 %	
0	0.00 %	0.00 %	

**The LEA will indicate the order in which the schools will be served using column N (adjusted percentage). If schools have the same adjusted percentage, the LEA will use column M (actual percent) to rank the schools that have the same adjusted percentage.**



- All schools whose poverty percentage is higher than 75% must be served in order from greatest to 75%.
- LEAs have the option of serving high schools with poverty percentages of 50% or higher in the priority ranking after schools with higher than 75% poverty percentages.

- Schools at or below 75% poverty percentage can be served by poverty percentage or by grade span. Schools served within the grade spans must be served in rank order by poverty percentage.

Represents the percentage of children from low-income come homes is at least 40%. Eligible for services is **not** the same as being served.

Eligibility For Service	Eligibility by Other Factors	School Designation
P	Q	R
<input checked="" type="checkbox"/>	<input type="checkbox"/>	TSI ▾
<input checked="" type="checkbox"/>	<input type="checkbox"/>	CSI ▾
<input checked="" type="checkbox"/>	<input type="checkbox"/>	None ▾
<input checked="" type="checkbox"/>	<input type="checkbox"/>	None ▾

The LEA will use the school's designation for the 2021-2022 school year in column R. In the next revision the LEA will address changes in designations.

Only check if the school is using the "Grandfather" option

- **None** - A school that does not have a school designation.
- **CSI** - Comprehensive Supports and Improvement\*
- **TSI** - Targeted Supports and Improvement\*
- **ATSI** - Additional Targeted Supports and Improvement\*

\*All Title I schools with a school improvement designation must reserve a minimum of 20% of the school's allocation for evidence-based school improvement strategies

# Title I, Part A Non-Public Equitable Services

---

Non-Public Equitable Services

No Name Test (1111) Public District - FY 2019 - Consolidated - Rev 0 - Title I-A

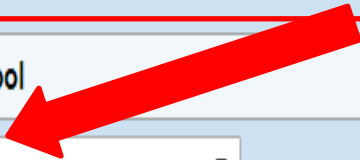
Go To 

☐ District does not have any private schools.

 **Check if LEA has NO Private Schools**

District Title I-A Allocation	\$ 1,000,000.00
-------------------------------	-----------------

Non-Participating Private Schools		Complete for ALL Non-Participating Private Schools
Non-Participating Private School	Status	93
Select...	Select...	



Must Match Column I-  
School Eligibility Page

Participating Private Schools

Public and Private School Proportionate Share Calculation			
	Public School Share		Private School Share
Number of public low-income students and private low-income students from participating private schools	10,151		67
Proportion Low Income (value is rounded to 2 decimal places)	99.34 %		0.66 %
Proportionate share of allocation to be budgeted on public and private budgets	\$ 5,411,389.02		\$ 35,716.98
Private school parent and family engagement amount from proportionate share:			\$ 357.17

Must Match Column K-  
School Eligibility Page



Public and Private School Proportionate Share Calculation		
	Public School Share	Private School Share
Number of public low-income students and private low-income students from participating private schools	10,151	67
Proportion Low Income (value is rounded to 2 decimal places)	99.34 %	0.66 %
Proportionate share of allocation to be budgeted on public and private budgets	\$ 5,411,389.02	\$ 35,716.98
Private school parent and family engagement amount from proportionate share:		\$ 357.17

Optional District Private Administration Cost Adjustment	
Private School Proportionate Share	\$ 35,716.98
District Administrative Costs (value required, \$0.00 is allowed)	* \$ 0.00
Adjusted private school proportionate share to be budgeted on the Title I-A private budget	\$ 35,716.98

Participating Private School Allocation		
Participating Private School	# low-income students	Title I-A Allocation
SACRED HEART SCHOOL - 17001770	51	\$ 27,187.55
Participating Out of District Private School(s)	16	\$ 8,529.43
<b>Totals</b>	<b>67</b>	<b>\$ 35,716.98</b>

**Numbers must match**

Optional District Private Administration Cost Adjustment		
Private School Proportionate Share		\$ 35,716.98
District Administrative Costs (value required, \$0.00 is allowed)		* \$ 0.00
Adjusted private school proportionate share to be budgeted on the Title I-A private budget		\$ 35,716.98

**Amount on District Set-Aside Page**



Participating Private School Allocation		
Participating Private School	# low-income students	Title I-A Allocation
SACRED HEART SCHOOL - 17001770	51	\$ 27,187.55
Participating Out of District Private School(s)	16	\$ 8,529.43
Totals	67	\$ 35,716.98



**Private Schools allocations must match the appropriate location amount (Function 1295 – Private School Location or Function 1295 – District Location for “Participating Out of District Private School”)**

1280 - Tutorial/Supplemental Educ. Services	10,000.00	5,031.00	0.00	0.00	0.00	0.00	0.00	0.00	15,031.00
1295 - Private School Participation	24,331.82	2,583.90	0.00	0.00	271.83	0.00	8,529.43	0.00	35,716.98
2140-2149 -	142,000.00	53,000.00	0.00	3,000.00	2,000.00	0.00	0.00	0.00	200,000.00

Participating Private School Allocation

Participating Private School	# low-income students	Title I-A Allocation
SACRED HEART SCHOOL - 17001770	51	\$ 77,187.55
Participating Out of District Private School(s)	16	\$ 8,529.43
		\$ 35,716.98

Total amount on equitable service page matches the budget total in Function 1295

Filter by Location: SACRED HEART SCHOOL (17001770) - \$27,187.55

Show Unbudgeted Categories [Download Data]

Object Code	100-199 - Employee Salaries	200-299 - Employee Benefits	600-699 - Supplies	Total
Function Code				
1295 - Private School Participation	24,331.82	2,583.90	271.83	27,187.55
Total	24,331.82	2,583.90	271.83	27,187.55

Participating Private School Allocation

Participating Private School	# low-income students	Title I-A Allocation
SACRED HEART SCHOOL - 17001770	51	\$ 27,187.55
Participating Out of District Private School(s)		\$ 8,529.43
		\$ 35,716.98

Total amount on equitable service page matches the budget total in Function 1295 by location

- Function 1295 is exclusive to equitable services
- All equitable services including parental engagement must be budgeted in Function 1295

# District Set Aside and Overview

---

- Homeless (regardless if LEA have an identified student population) (\$100 minimum)
- Neglected (if LEA has a required set-aside based on the allocation spreadsheet)
- Parent and Family Engagement (allocations over \$500,000)
- Equitable Services



- Early Childhood Programs
- English Learners (EL) Programs
- Administrative
- Choice-related Transportation
- Incentives
- Other Districtwide Initiatives

- Benefit **all served Title I schools**
- District set-asides amounts must match actual budget amounts on Budget Page
- District set-asides can be budgeted at the school location; however, budget amounts must still match set aside amounts.

- Districts receiving more than \$500,000.00 are required to set aside at least 1% of their allocation for parent and family engagement activities.
- Of the 1%, at least 90% must go to the Title I served schools
- Priority must be given to the “high needs” schools.

<b>Parent &amp; Family Engagement for Public Schools:</b> ((1% minimum for allocations above \$500,000) MINUS non-public amount. 90% of funds must be distributed to schools)	44,546.80
For LEAs receiving \$500,000 or more in Title I allocations: <ul style="list-style-type: none"><li>• (1% of your Title I allocation) X (your K-12 public low-income enrollment / your K-12 total low-income enrollment) is \$44,546.80.</li></ul> Enter this amount as the required family engagement set-aside. <ul style="list-style-type: none"><li>• Note that 90% of the public school amount (number above) is \$40,092.12 and must be distributed to your schools for family engagement activities.</li></ul>	
<input type="button" value="+"/> (Show Questions and Narratives)	
<b>Additional Parent &amp; Family Engagement for Public Schools:</b>	

**Parent & Family Engagement: a minimum of 90% of the 1% must be distributed to the school**

**Parent & Family Engagement: 1% of Title I, Part A allocation; a minimum of 90% of the 1% must be distributed to the school**

- Pre-Populated Cells
  - Parent & Family Engagement for Public Schools (over \$500,000)
  - Equitable Service – if applicable
  - Total Amount Contributed to Consolidated Cost Pool – if applicable

If the LEA does not have a narrative, it must state  
**“The LEA will update in Revision #1.”**

If the LEA is taking Title I, indirect cost, budget the amount in the indirect cost section (regardless of cost pool or no cost pool).



English Learners (EL):	488,373.00
 (Show Questions and Narratives)	
Indirect Cost:	140,000.00
Other: <input type="text" value="EL Specialists"/>	101,917.00
 (Show Questions and Narratives)	



# Per Pupil Allocation (PPA)

---

## PPA List

No Name Test (1111) Public District - FY 2019 - Consolidated - Rev 0 - Title I-A

Go To ▶

School/Attendance Area Allocation

Enter the PPA amount for each served school

Enter family engagement amount for each served school

School/ Attendance Area	Sort Order	Poverty Factor	Poverty %	# of Public Low Income Students	PPA Per Low Income Student	Total PPA Amount E X F	Family Engagement	Total G + H
A	B	C	D	E	F	G	H	I
Middle		DC x 1.6 Multiplier	93.08	1200	0.00	0.00	0.00	0.00
High		FRPL (Free and Reduced Lunch)	91.54	1175	0.00	0.00	0.00	0.00
Elementary 2		DC (Direct Certification)	81.58	740	0.00	0.00	0.00	0.00
Elementary 1		FRPL (Free and Reduced Lunch)	79.50	755	0.00	0.00	0.00	0.00
Total Low Income				3,870.00	Total Allocations	0.00	0.00	0.00
Remaining						1,700,000.00		

Average Per Pupil Amount (PPA) \$ 439.28

110

Each school's budget must equal the amount on this page for parent and family engagement and have a remaining balance of \$0.00

**Column D: Correct rank, poverty factor at or above 75.1% (Highest first, etc.); poverty factor of 75% or below, rank order by poverty factor or grade span**

**Column F: PPA amount; amount can all be the same or it can all be different (Column D determines order of PPA amount\*)**

Average Per Pupil Amount (PPA) \$ 473.13

School/ Attendance Area	Sort Order	Poverty Factor	Poverty %	# of Public Low Income Students	PPA Per Low Income Student	Total PPA Amount E X F	Family Engagement	Total G + H
A	B	C	D	E	F	G	H	I
	1	DC x 1.6 Multiplier	100.00	507	592.10	300,194.70	2,311.45	302,506.15
	2	DC x 1.6 Multiplier	98.58	416	592.10	246,313.60	2,311.43	248,625.03
	3	DC x 1.6 Multiplier	85.19	374	402.00	150,348.00	2,311.43	152,659.43
	4	DC x 1.6 Multiplier	70.14	350	401.00	140,350.00	2,311.43	142,661.43
	5	DC x 1.6 Multiplier	63.81	261	357.70	93,359.70	2,311.43	95,671.13
	6	DC x 1.6 Multiplier	41.81	240	357.15	85,716.00	2,311.43	88,027.43
Total Low Income				2,148.00	Total Allocations	1,016,282.00	13,868.60	1,030,150.60
Remaining						0.00		

**\*PPA amount: Amount must align with order (e.g. 100% poverty factor cannot have a lower PPA amount than 85.19% poverty factor; 63.81% poverty factor cannot have a higher PPA amount than 98.58% poverty factor)**

**Column D: Correct rank, poverty factor at or above 75.1% (Highest first, etc.); poverty factor of 75% or below, rank order by poverty factor or grade span**

**Column F: PPA amount; amount can all be the same or it can all be different (Column D determines order of PPA amount\*)**

Average Per Pupil Amount (PPA) \$ 473.13

School/ Attendance Area	Sort Order	Poverty Factor	Poverty %	# of Public Low Income Students	PPA Per Low Income Student	Total PPA Amount E X F	Family Engagement	Total G + H
A	B	C	D	E	F	G	H	I
	1	DC x 1.6 Multiplier	100.00	507	592.10	300,194.70	2,311.45	302,506.15
	2	DC x 1.6 Multiplier	98.58	416	592.10	246,313.60	2,311.43	248,625.03
	3	DC x 1.6 Multiplier	85.19	374	402.00	150,348.00	2,311.43	152,659.43
	4	DC x 1.6 Multiplier	70.14	350	401.00	140,350.00	2,311.43	142,661.43
	5	DC x 1.6 Multiplier	63.81	261	357.70	93,359.70	2,311.43	95,671.13
	6	DC x 1.6 Multiplier	41.81	240	357.15	85,716.00	2,311.43	88,027.43
Total Low Income				2,148.00	Total Allocations	1,016,282.00	13,868.60	1,030,150.60
Remaining						0.00		

**\*PPA amount: Amount must align with order (e.g. 100% poverty factor cannot have a lower PPA amount than 85.19% poverty factor; 63.81% poverty factor cannot have a higher PPA amount than 98.58% poverty factor)**

**Column G: Use Column G to calculate 20% of school improvement amount for schools identified as CSI, TSI, or ATSI**

Average Per Pupil Amount (PPA) \$ 473.13

School/ Attendance Area	Sort Order	Poverty Factor	Poverty %	# of Public Low Income Students	PPA Per Low Income Student	Total PPA Amount E X F	Family Engagement	Total G + H
A	B	C	D	E	F	G	H	I
	1	DC x 1.6 Multiplier	100.00	507	592.10	300,194.70	2,311.45	302,506.15
	2	DC x 1.6 Multiplier	98.58	416	592.10	246,313.60	2,311.43	248,625.03
	3	DC x 1.6 Multiplier	85.19	374	402.00	150,348.00	2,311.43	152,659.43
	4	DC x 1.6 Multiplier	70.14	350	401.00	140,350.00	2,311.43	142,661.43
	5	DC x 1.6 Multiplier	63.81	261	357.70	93,359.70	2,311.43	95,671.13
	6	DC x 1.6 Multiplier	41.81	240	357.15	85,716.00	2,311.43	88,027.43
Total Low Income				2,148.00	Total Allocations	1,016,282.00	13,868.60	1,030,150.60
Remaining						0.00		

**Column H: LEAs with Title I-A allocation of \$500,000 or more, ALL schools must have a portion of family engagement funds; total amount should equal at least 90% of the amount on district set-asides for parent and family engagement; the amount given to each school is at the LEA's discretion**

**Column I: Schools Allocation; Schools' budget must be equal to or greater than schools' allocation (budget cannot be less than allocation)**

School/ Attendance Area	Sort Order	Poverty Factor	Poverty %	# of Public Low Income Students	PPA Per Low Income Student	Total PPA Amount E X F	Family Engagement	Total C O H
A	B	C	D	E	F	G	H	I
	1	DC x 1.6 Multiplier	100.00	507	592.10	300,194.70	2,311.45	302,506.15
	2	DC x 1.6 Multiplier	98.58	416	592.10	246,313.60	2,311.43	248,625.03
	3	DC x 1.6 Multiplier	85.19	374	402.00	150,348.00	2,311.43	152,659.43
	4	DC x 1.6 Multiplier	70.14	350	401.00	140,350.00	2,311.43	142,661.43
	5	DC x 1.6 Multiplier	63.81	261	357.70	93,359.70	2,311.43	95,671.13
	6	DC x 1.6 Multiplier	41.81	240	357.15	85,716.00	2,311.43	88,027.43
Total Low Income				2,148.00	Total Allocations	1,016,282.00	114 13,868.60	1,030,150.60
					Remaining	0.00		

**The remaining amount must be \$0.00**

# BUDGET






---

All budget items must have the appropriate:

<b>Function Code:</b>	2210-2219 - Improvement of Instruction Services	PROFESSIONAL DEVELOPMENT PROFESSIONAL SERVICES/CONSULTING
<b>Object Code:</b>	300-399 - Prof Services	
<b>Set Asides:</b>		
<b>School Improvement:</b>		
<b>Reform Strategy:</b>		
<b>Use of Funds:</b>		
<b>Identified Need:</b>		
<b>Data Source:</b>		
<b>Location Code:</b>	<div></div> ELEMENTARY (1700080)	
<b>Quantity:</b>	<div>1.00</div>	
<b>Cost:</b>	<div>\$16,781.08</div>	
<b>Line Item Total:</b>	<div>\$16,781.08</div>	

Function, Object, Location, Cost, and Narrative



	<b>Function Code:</b>	1290 -1294 - Defined Special Programs	<div>INSTRUCTIONAL PROFESSIONAL SERVICES / ONLINE PROGRAMS</div>
	<b>Object Code:</b>	300-399 - Prof Services	
	<b>Location Code:</b>	<div></div> SCHOOL DIST (1700)	
	<b>Quantity:</b>	<div>1.00</div>	
	<b>Cost:</b>	<div>\$2,000.00</div>	
	<b>Line Item Total:</b>	<div>\$2,000.00</div>	

Budget Tags **REQUIRED** for **School Improvement**

Add Budget Detail

<< First < Previous 1 Next > Last >> Items 1-1 out of 1

Items/Page: 10

Delete	Edit	Budget Detail	Narrative Description
		<div><div>Function Code: 1140 - High School Programs</div><div>Object Code: 300-399 - Prof Services</div><div>Set Asides:</div><div>School Improvement: CSI</div><div>Reform Strategy:</div><div>Use of Funds: Contracted Services/Purchased Servi...</div><div>Identified Need: Professional Development</div><div>Data Source: Accountability</div><div>Location Code: High (1111004)</div><div>Quantity: 1.00</div><div>Cost: \$3,000.00</div><div>Line Item Total: \$3,000.00</div></div>	<div>Professional Development for school improvement support to increase the graduation rate.</div>

Total for filtered Budget Details:

\$3,000.00

Total for all other Budget Details:

\$143,349.28

Budget – Remaining amount must equal \$0.00

<u>Modify</u>	3900-3949 - Other Non-instructional Services	\$0.00
<u>Modify</u>	7110 - Indirect Costs Transfers Out	\$0.00
<u>Modify</u>	7120 - Other Transfers Out	\$0.00
Total		\$598,000.00
Adjusted Allocation		\$598,000.00
Remaining		\$0.00



# Program Details

---

Comprehensive Support and Improvement (CSI), Targeted Support and Improvement (TSI), and Additional Targeted Support and Improvement (ATSI)

- A minimum of 20% of the school's allocation must be for interventions.
- The chart must be completed

**Completion of the page is not required for initial approval**

Must complete the school improvement section for each school identified for school improvement. The cost must be at least 20% of the school’s allocation.

Schools Identified as Comprehensive, Targeted, and Additional Targeted Support and Improvement (CSI,TSI and ATSI)

Any school identified as Comprehensive, Targeted and Additional Targeted Support and Improvement must set aside a minimum of 20% of the school's Title I Allocation for Evidence-Based interventions. Complete the table below and provide a narrative description and related costs for each proposed activity. Please direct allowability questions to the MDE Office of School Improvement. Please direct allowability questions to the Office of School Improvement.

School Name	Strategy	If Other, Name Strategy or enter NA	Evidence Level	Narrative Description	Cost
<div></div>	<div>Select...</div>		<div>Select...</div>		<div>\$</div>

# Remaining Sections

---



**Completion of the page is not required for initial approval**

**Completion of the page is not required for initial approval**

**Completion of the page is not required for initial approval**

**Completion of the page is not required for initial approval**

**Completion of the page is not required for initial approval**

**Completion of the page is not required for initial approval**

## All LEAs are required to complete the Title III Notice of Intent

Go To



Please select the appropriate option:

- ☒ The LEA is not eligible for Title III sub-grant funding due to an insufficient English Learner enrollment
- ☐ The LEA intends to apply for Title III sub-grant funding
- ☐ The LEA intends to decline Title III sub-grant funding

If declining Title III sub-grant funding, please provide an explanation of this decision.

Note: This notice assists the MDE in determining the final Title III program award. An intent to apply indicates that the LEA will accept supplemental funding for the Title III English Language Acquisition Program.

**Completion of the page is not required for initial approval**



## Must Check Box

 ☒ \* The Local Educational Agency (LEA) hereby assures the State Educational Agency (SEA) that the LEA follows all regulations applicable for Title I-A, including those outlined below.

- |    |   |
|----|---|
| 1. | Ensure that migratory children and formerly migratory children who are eligible to receive Title I service are selected to receive services on the same basis as other children selected to receive Title I services. Sec. 1112(c)(1)   |
| 2. | Provide services to eligible children attending private elementary schools and secondary schools in accordance with section 1117, and timely and meaningful consultation with private school officials regarding Title I services. Sec. 1112(c)(2)  |
| 3. | Participate, if selected in the National Assessment of Education Progress in reading and mathematics in grades 4 and 8. Sec. 1112(c)(3)   |
| 4. | Coordinate and integrate services with other educational services at the local educational agency or individual school level, such as services for English learners, children with disabilities, migratory children, American Indian, Alaska Native, and Native Hawaiian children, and homeless children and youths, in order to increase program effectiveness, eliminate duplication and reduce fragmentation of the instructional program. Sec. 1112(c)(4)   |
| 5. | Collaborate with the state or local child welfare agency to designate a point of contact if the corresponding child welfare agency notifies the local educational agency, in writing, that the agency has designated an employee to serve as a point of contact for the local educational agency. Sec. 1112(c)(5)(A)  |
| 6. | Develop and implement clear written procedures governing how transportation to maintain children in foster care in their school of origin when in their best interest will be provided, arranged, and funded for the duration of the time in foster care, which procedures shall: (i) ensure that children in foster care needing transportation to the school of origin will promptly receive transportation in a cost-effective manner and in accordance with section 475(4)(A) of the Social Security Act (42 U.S.C. 675(4)(A)); and (ii) ensure that, if there are additional costs incurred in providing transportation to maintain children in foster care in their schools of origin, the local educational agency will provide transportation to the school of origin if: (I) the local child welfare agency agrees to reimburse the local educational agency for the cost of such transportation; (II) the |

# Title I, Part A Neglected

---



MISSISSIPPI  
DEPARTMENT OF  
EDUCATION

- ☐ Budget – **Remaining amount must equal \$0.00**
- ☐ Budget Overview
- ☐ Program Details – **Required**
- ☐ Plan Relationship – **Not Required for Initial Approval**



# Title I, Part A Neglected: Allocation Sections

## Allocations

No Name Test (1111) Public District - FY 2023 - Consolidated - Rev 0 - Allocations

This is the MCAPS TEST site. Please be sure to work on <https://mdek12.org/>

Save And Go To ▶

Title I,  
Part A

Title I, Part A  
Neglected






	(1) Cost Pool	(2) CI CFDA: 84.010A	(3) Title I-A, Neglected	(4) Title I-D	(5) EG CFDA: 84.367A	(6) EL	(7) IG	(8) Title IV-A	(9) RL CFDA: 84.358B	Total
Original	\$0.00	\$600,000.00	\$0.00	\$0.00	\$600,000.00	\$600,000.00	\$600,000.00	\$600,000.00	\$600,000.00	\$3,600,000.00
Reallocated	\$0.00	\$0.00	\$0.00	\$0.00	\$0.00	\$0.00	\$0.00	\$0.00	\$0.00	\$0.00
Additional	\$0.00	\$0.00	\$0.00	\$0.00	\$0.00	\$0.00	\$0.00	\$0.00	\$0.00	\$0.00
Released	\$0.00	\$0.00	\$0.00	\$0.00	\$0.00	\$0.00	\$0.00	\$0.00	\$0.00	\$0.00
Forfeited	\$0.00	\$0.00	\$0.00	\$0.00	\$0.00	\$0.00	\$0.00	\$0.00	\$0.00	\$0.00
Total	\$0.00	\$600,000.00	\$0.00	\$0.00	\$600,000.00	\$600,000.00	\$600,000.00	\$600,000.00	\$600,000.00	\$3,600,000.00
	(1) Cost Pool	(2) CI CFDA: 84.010A	(3) Title I-A, Neglected	(4) Title I-D	(5) EG CFDA: 84.367A	(6) EL	(7) IG	(8) Title IV-A	(9) RL CFDA: 84.358B	Total
From CI	\$50,000.00	(\$60,000.00)	\$10,000.00							\$0.00
From EG	\$2,000.00	\$10,000.00			(\$102,000.00)			\$90,000.00		\$0.00
From EL	\$200.00					(\$200.00)				\$0.00
From IG	\$100.00						(\$100.00)			\$0.00
From Title IV-A	\$2,000.00	\$10,000.00			\$40,000.00			(\$52,000.00)		\$0.00
From RL	\$2,000.00								(\$2,000.00)	\$0.00
Total	\$56,300.00	\$560,000.00	\$10,000.00	\$0.00	\$538,000.00	\$599,800.00	\$599,900.00	\$638,000.00	\$598,000.00	\$3,600,000.00

- Be sure the required amount is transferred on the Allocations page
- Transferred amount must also be included on the District Set-Asides and Overview page under Neglected
- In the budget, no specific Function Code is assigned

All budget items must have the appropriate:

<b>Function Code:</b>	2210-2219 - Improvement of Instruction Services	PROFESSIONAL DEVELOPMENT PROFESSIONAL SERVICES/CONSULTING
<b>Object Code:</b>	300-399 - Prof Services	
<b>Set Asides:</b>		
<b>School Improvement:</b>		
<b>Reform Strategy:</b>		
<b>Use of Funds:</b>		
<b>Identified Need:</b>		
<b>Data Source:</b>		
<b>Location Code:</b>	<div></div> ELEMENTARY (1700080)	
<b>Quantity:</b>	<div>1.00</div>	
<b>Cost:</b>	<div>\$16,781.08</div>	
<b>Line Item Total:</b>	<div>\$16,781.08</div>	

Function, Object, Location, Cost, and Narrative

	<b>Function Code:</b>	1290 -1294 - Defined Special Programs	<div>INSTRUCTIONAL PROFESSIONAL SERVICES / ONLINE PROGRAMS</div>
	<b>Object Code:</b>	300-399 - Prof Services	
	<b>Location Code:</b>	<div></div> SCHOOL DIST (1700)	
	<b>Quantity:</b>	<div>1.00</div>	
	<b>Cost:</b>	<div>\$2,000.00</div>	
	<b>Line Item Total:</b>	<div>\$2,000.00</div>	

Budget – Remaining amount must equal \$0.00


<u>Modify</u>	3900-3949 - Other Non-instructional Services	\$0.00
<u>Modify</u>	7110 - Indirect Costs Transfers Out	\$0.00
<u>Modify</u>	7120 - Other Transfers Out	\$0.00
Total		\$598,000.00
Adjusted Allocation		\$598,000.00
Remaining		\$0.00





Responses required

Count only personnel funded with Neglected funds

Name of Facility	Grades Served	Number of Classrooms	Estimated Number of Students Participating	Personnel To Be Hired w/ Title I, A Neglected Funds		
				Teachers	Educational Assistants	Other (Specify)
 <input type="text"/>	<input type="text"/>	<input type="text"/>	<input type="text"/>	<input type="text"/>	<input type="text"/>	<input type="text"/>
<a href="#">Add Row</a>						

For all narrative boxes (Questions #1, 2, & 3) please use the following statement:

**“The LEA will update in Revision #1.”**

**Completion of the page is not required for initial approval**



# Title I, Part D Delinquent

---










- ☐ Budget – **Remaining amount must equal \$0.00**
- ☐ Budget Overview
- ☐ Program Details – **Not Required for Initial Approval**
- ☐ Plan Relationships – **Not Required for Initial Approval**
- ☐ Related Documents
- ☐ Evaluation Report – **Not Required for Initial Approval**
- ☐ Programs Assurances – **Required**
- ☐ General Assurances – **Required**

All budget items must have the appropriate:

<b>Function Code:</b>	2210-2219 - Improvement of Instruction Services	PROFESSIONAL DEVELOPMENT PROFESSIONAL SERVICES/CONSULTING
<b>Object Code:</b>	300-399 - Prof Services	
<b>Set Asides:</b>		
<b>School Improvement:</b>		
<b>Reform Strategy:</b>		
<b>Use of Funds:</b>		
<b>Identified Need:</b>		
<b>Data Source:</b>		
<b>Location Code:</b>	<div></div> ELEMENTARY (1700080)	
<b>Quantity:</b>	<div>1.00</div>	
<b>Cost:</b>	<div>\$16,781.08</div>	
<b>Line Item Total:</b>	<div>\$16,781.08</div>	

Function, Object, Location, Cost, and Narrative

	<b>Function Code:</b>	1290 -1294 - Defined Special Programs	<div>INSTRUCTIONAL PROFESSIONAL SERVICES / ONLINE PROGRAMS</div>
	<b>Object Code:</b>	300-399 - Prof Services	
	<b>Location Code:</b>	<div></div> SCHOOL DIST (1700)	
	<b>Quantity:</b>	<div>1.00</div>	
	<b>Cost:</b>	<div>\$2,000.00</div>	
	<b>Line Item Total:</b>	<div>\$2,000.00</div>	



**Completion of the page is not required for initial approval**



**Completion of the page is not required for initial approval**

**Completion of the page is not required for initial approval**

## Must Check Box

 ☒ \* The Local Educational Agency (LEA) hereby assures the State Educational Agency (SEA) that the LEA follows all regulations applicable for Title I-D, including those outlined below.

LEA APPLICATIONS. Each LEA desiring assistance under this subpart shall submit an application to the SEA that contains such information as the SEA may require. Each such application shall include-

a description of the program to be assisted Sec. 1423(1)

a description of formal agreements, regarding the program to be assisted, between- (A) the LEA; and (B) correctional facilities and alternative school programs serving children and youth involved with the juvenile justice system Sec. 1423(2)

as appropriate, a description of how participating schools will coordinate with facilities working with delinquent children and youth to ensure that such children and youth are participating in an education program comparable to one operating in the local school such youth would attend Sec. 1423(3)

a description of the program operated by participating schools for children and youth returning from correctional facilities and, as appropriate, the types of services that such schools will provide such children and youth and other at-risk children and youth Sec. 1423(4)

a description of the characteristics (including learning difficulties, substance abuse problems, and other special needs) of the children and youth who will be returning from correctional facilities and, as appropriate, other at-risk children and youth expected to be served by the program, and a description of how the school will coordinate

## Must Check Box



☒ \* The Local Educational Agency (LEA) hereby assures the State Educational Agency (SEA) that the LEA follows all regulations applicable for Title I-D, including those outlined below.

- |    |   |
|----|---|
| 1. | Programs and services are and will be in compliance with Title VI and Title VII of the Civil Rights Act of 1964. A statement of compliance with Title VI of the Civil Rights Act of 1964 should be filed with the Superintendent.   |
| 2. | Each program or activity conducted by the LEA will be conducted in compliance with the provisions of Chapter 2, Prohibition of Discrimination on the Basis of Sex, as well as all other applicable provisions of state law prohibiting discrimination on the basis of sex.  |
| 3. | Programs and services are and will be in compliance with the Age Discrimination Act of 1975.  |
| 4. | Programs and services for individuals with disabilities are in compliance with the Individuals with Disabilities Education Act. 34 CFR 104 and 504 of the Rehabilitation Act of 1973  |
| 5. | When federal funds are made available, they will be used to supplement and, to the extent practical, increase the amount of state and local funds that would, in the absence of such federal funds, be made available for the uses specified in the state plan, and in no case supplant such state or local funds. Personnel, contracts, materials, supplies, and equipment purchased with program funds must supplement the basic education program. Sec. 1118(b)(1) |
| 6. | All state and federal statutes, regulations, program plans, and applications appropriate to each program under which federal or state funds are made available through this application will be met by the applicant educational agency in its administration of each program.  |
| 7. | The grantee will use fiscal control and fund accounting procedures that will ensure proper disbursement of, and accounting for, state and federal funds paid to that educational agency under each program. 34 CFR 76.702   |





# Title II, Part A



MISSISSIPPI  
DEPARTMENT OF  
EDUCATION

- ☐ Non-Public Equitable Services – if applicable
- ☐ Budget – **Remaining amount must equal \$0.00**
- ☐ Budget Overview
- ☐ Program Details – **Not Required for Initial Approval**
- ☐ Personnel Details-School-based and Districtwide –  
**Not Required for Initial Approval**
- ☐ Plan Relationships – **Not Required for Initial Approval**

- ☐ Related Documents
- ☐ Programs Assurances – **Required**

☐ District does not have any private schools.

Check if LEA has NO Private Schools

District Title II-A Allocation

\$ 389,556.00

Non-Participating Private Schools

Complete for ALL Non-Participating Private Schools

Non-Participating Private Schools	Status
	Contacted - Not Participating
	Contacted - Not Participating

Participating Private Schools



Total number of LEA enrollment

Participating Private Schools			
Public and Private School Proportionate Share Calculation			
Total enrollment of public students and total enrollment of private students from participating private schools	Public School Share		Private School Share
	13,239		2,393
	84.69 %		15.31 %
Proportionate share of allocation to be budgeted on public and private budgets	\$	378,199.92	68,361.08

Total number of private school enrollment

Enter Amount if the LEA wants to take Equitable Service Admin (Optional)

Optional District Private Administration Cost Adjustment	
Private School Proportionate Share	\$ 68,361.08
District Administrative Costs (value required, \$0.00 is allowed)	* \$ 0.00
Adjusted private school proportionate share to be budgeted on the Title II-A private budget	\$ 68,361.08

Participating Private Schools		
Public and Private School Proportionate Share Calculation		
	Public School Share	Private School Share
Total enrollment of public students and total enrollment of private students from participating private schools	13,239	2,393
Proportion of Enrollment (value is rounded to 2 decimal places)	84.69 %	15.31 %
Proportionate share of allocation to be budgeted on public and private budgets	\$ 378,199.92	\$ 68,361.08






Optional District Private Administration Cost Adjustment	
Private School Proportionate Share	\$ 68,361.08
District Administrative Costs (value required, \$0.00 is allowed)	* \$ 0.00
Adjusted private school proportionate share to be budgeted on the Title II-A private budget	\$ 68,361.08

Participating Private School Allocation		
Participating Private School	# Private School Student Enrollment	Title II-A Allocation
ST JOSEPH CATHOLIC SCHOOL - 4500056	361	\$ 10,312.72
CHRIST COVENANT - 4500500	322	\$ 9,198.61
MADISON RIDGELAND ACADEMY* - 4500050	1,142	\$ 32,623.63
ST ANTHONY CATHOLIC SCHOOL - 4500060	203	\$ 5,799.12
TRI COUNTY ACADEMY - 4500055	365	\$ 10,426.99
Add Row		
<b>Totals</b>	<b>2,393</b>	<b>\$ 68,361.07</b>

**\*Verify accuracy  
with Intent to  
Participate Form**

**Enrollment # for  
each  
participating  
private school\***

Participating Private School Allocation		
Participating Private School	# Private School Student Enrollment	Title II-A Allocation
 ST JOSEPH CATHOLIC SCHOOL - 4500056	361	\$ 10,312.72
 CHRIST COVENANT - 4500500	322	\$ 9,198.61
 MADISON RIDGELAND ACADEMY - 4500050	342	\$ 32,623.63
 ST ANTHONY CATHOLIC SCHOOL - 4500060	203	\$ 5,799.12
 TRI COUNTY ACADEMY - 4500055	365	\$ 10,426.99
<a href="#">Add Row</a>		
Totals	2,393	\$ 68,361.07

Private Schools allocations must match the appropriate location amount (Function 1295 – Private School Location)

Optional District Private Administration Cost Adjustment		
Private School Proportionate Share		\$ 68,361.08
District Administrative Costs (value required, \$0.00 is allowed)	*	\$ 0.00
Adjusted private school proportionate share to be budgeted		\$ 68,361.08

**Total Amount Budgeted in Function 1295**

Participating Private School Allocation		
Participating Private School	# Private School Student Enrollment	Title II-A Allocation
ST JOSEPH CATHOLIC SCHOOL - 4500056	361	\$ 10,312.72
CHRIST COVENANT - 4500500	322	\$ 9,198.61
MADISON RIDGELAND ACADEMY - 4500050	1,142	\$ 32,623.63
ST ANTHONY CATHOLIC SCHOOL - 4500060	203	\$ 5,799.12
TRI COUNTY ACADEMY - 4500055	365	\$ 0,426.99
Add Row		
		\$ 68,361.07

**If the amounts do not match, then use this Total Amount Budgeted in Function 1295**

Optional District Private Admin

Private School Proportionate Sh

District Administrative Costs (val

Adjusted private school proportio

Participating Private School All

Participating Private School

ST JOSEPH CATHOLIC SCHOOL - 4500056

CHRIST COVENANT - 4500500

MADISON RIDGELAND ACADEMY\* - 4500050

ST ANTHONY CATHOLIC SCHOOL - 4500060

TRI COUNTY ACADEMY - 4500055

Add Row

Filter by Location: ST JOSEPH CATHOLIC SCHOOL (4500056) - \$10,312.72

Show Unbudgeted Categories [Download Data]






Object Code	300-399 - Prof Services	400-599 - Other Purchased Services	800-899 - Other Objects	Total
Function Code				
1295 - Private School Participation	8,000.00	2,312.72	1,000.00	10,312.72
Total	8,000.00	1,312.72	1,000.00	10,312.72

ST JOSEPH CATHOLIC SCHOOL - 4500056	361	\$ 10,312.72
CHRIST COVENANT - 4500500	322	\$ 9,198.61
MADISON RIDGELAND ACADEMY* - 4500050		\$ 32,623.63
ST ANTHONY CATHOLIC SCHOOL - 4500060		\$ 5,799.12
TRI COUNTY ACADEMY - 4500055		\$ 10,426.99
		\$ 68,361.07

Private Schools allocations must match the appropriate location amount (Function 1295 – Private School Location)

# Title II, Part A: Non-Public Equitable Services

Show Unbudgeted Categories [Download Data]

Object Code	100-199 - Employee Salaries	200-299 - Employee Benefits	300-399 - Prof Services	500-599 - Other Purchased Services	600-699 - Supplies	800-899 - Other Objects	900-999 - Other Uses	Total
Function Code								
1295 - Private School Participation	0.00	0.00	22,299.12	25,936.35	1,198.61	18,926.99	0.00	68,361.07
2210-2219 - Improvement of Instruction	108,359.00	32,622.73	78,863.93	54,996.26	0.00	75,358.01	0.00	350,199.93
Title II-A Allocation								
	ST JOSEPH CATHOLIC SCHOOL - 4500056						361	\$ 10,312.72
	CHRIST COVENANT - 4500500						322	\$ 9,198.61
	MADISON RIDGELAND ACADEMY - 4500050						1,142	\$ 32,623.63
	ST ANTHONY CATHOLIC SCHOOL - 4500060						203	\$ 5,799.12
	TRI COUNTY ACADEMY - 4500055						365	\$ 10,426.99
Add Row								
Totals							2,393	\$ 68,361.07

All budget items must have the appropriate:

<b>Function Code:</b>	2210-2219 - Improvement of Instruction Services	PROFESSIONAL DEVELOPMENT PROFESSIONAL SERVICES/CONSULTING
<b>Object Code:</b>	300-399 - Prof Services	
<b>Set Asides:</b>		
<b>School Improvement:</b>		
<b>Reform Strategy:</b>		
<b>Use of Funds:</b>		
<b>Identified Need:</b>		
<b>Data Source:</b>		
<b>Location Code:</b>	<div></div> ELEMENTARY (1700080)	
<b>Quantity:</b>	<div>1.00</div>	
<b>Cost:</b>	<div>\$16,781.08</div>	
<b>Line Item Total:</b>	<div>\$16,781.08</div>	

Function, Object, Location, Cost, and Narrative



<< First

< Previous

1

Next >

Last >>

Items 1-3 out of 3

Items/Page: 10

Budget Detail		Narrative Description
Function Code:	2210-2219 - Improvement of Instruction Services	Professional development
Object Code:	300-399 - Prof Services	
Reform Strategy:		
Use of Funds:		
Identified Need:		
Data Source:		
Location Code:	SCHOOL DIST (0614)	
Quantity:	1.00	
Cost:	\$79,390.90	
Line Item Total:	\$79,390.90	

Budget – Remaining amount must equal \$0.00

<u>Modify</u>	3900-3949 - Other Non-instructional Services	\$0.00
<u>Modify</u>	7110 - Indirect Costs Transfers Out	\$0.00
<u>Modify</u>	7120 - Other Transfers Out	\$0.00
Total		\$598,000.00
Adjusted Allocation		\$598,000.00
Remaining		\$0.00



**Completion of the page is not required for initial approval**

**Completion of the page is not required for initial approval**

**Completion of the page is not required for initial approval**

## Must Check Box



☒ \* The Local Education Agency (LEA) hereby assures the State Education Agency (SEA) that the LEA will:

- |    |  |
|----|--|
| 1. | Implement activities that are aligned with challenging State academic standards [Sec. 2102(b)(2)(A)] that -  |
| a. | implement comprehensive support and improvement activities and targeted support and improvement activities under section 1111(d); and [Sec. 2102(b)(2)(C)]   |
| b. | have the highest percentage of children counted under section 1124(c). [Sec. 2102(b)(2)(C)]  |
| 2. | Provide the systems of professional growth and improvement for educators. [Sec. 2102(b)(2)(B)]   |
| 3. | Prioritize funds to schools served by the agency that:   |
| 4. | Use data and ongoing consultation described in section 2102(b)(3) to continually update and improve activities supported under Title II, Part A. [Sec. 2102(b)(2)(D)]                              |
| 5. | Comply with section 8501 regarding participation by private school children and teachers. [Sec. 2102(b)(2)(e)]   |
| 6. | Coordinate professional development activities authorized under this part with professional development activities provided through other Federal, State, and local programs. [Sec. 2102(b)(2)(F)] |
| 7. | Supplement, and not supplant funds made available under Title II, Part A with non-Federal funds that would otherwise be used for activities authorized under this title. [Sec. 2301]               |



# Title III, English Learners

---



MISSISSIPPI  
DEPARTMENT OF  
EDUCATION

- ☐ Non-Public Equitable Services – if applicable
- ☐ Budget – **Remaining amount must equal \$0.00**
- ☐ Budget Overview
- ☐ Program Details-Personnel Details- Districtwide –  
**Not Required for Initial Approval**
- ☐ Personnel Details-Summer School- K-12 School-level –  
**Not Required for Initial Approval**
- ☐ Personnel Details-Regular School- K-12 School-level –  
**Not Required for Initial Approval**



- ☐ Plan Relationships – **Not Required for Initial Approval**
- ☐ Related Documents
- ☐ Programs Assurances – **Required**

**Please see Title II, Part A Equitable Services Slides (#156-163) for instructions.**

All budget items must have the appropriate:

<b>Function Code:</b>	2210-2219 - Improvement of Instruction Services	PROFESSIONAL DEVELOPMENT PROFESSIONAL SERVICES/CONSULTING
<b>Object Code:</b>	300-399 - Prof Services	
<b>Set Asides:</b>		
<b>School Improvement:</b>		
<b>Reform Strategy:</b>		
<b>Use of Funds:</b>		
<b>Identified Need:</b>		
<b>Data Source:</b>		
<b>Location Code:</b>	<div></div> ELEMENTARY (1700080)	
<b>Quantity:</b>	<div>1.00</div>	
<b>Cost:</b>	<div>\$16,781.08</div>	
<b>Line Item Total:</b>	<div>\$16,781.08</div>	

Function, Object, Location, Cost, and Narrative

Create Budget Detail

FY 2021 - Consolidated - Rev 0 - Title III English Learners

Indirect Cost

Total Contributing to Indirect Cost\$48,973.00

Indirect Cost Rate2.00%

Maximum Allowed for Indirect Cost\$979.46

Budget Detail

Narrative Description

Function Code:1290 - Other Special Programs

Object Code:300-399 - Prof Services

Reform Strategy:Professional development to teacher...

Select Tag

Use of Funds:Select Tag

Identified Need:Select Tag

Data that Need is Based On:Select Tag

Location Code:

Quantity:1.00

Cost:\$15,000.00

Budget Detail Total:\$0.00

Professional Services

Total for all other Budget Details:\$43,973.00

Total for all Budget Details:\$58,973.00

Adjusted Allocation:\$200,000.00

Remaining:\$141,027.00

Reform Strategy Tag is required


Create Budget Detail

FY 2021 - Consolidated - Rev 0 - Title III English Learners

Indirect Cost	
Total Contributing to Indirect Cost	\$0.00
Indirect Cost Rate	2.00%
Maximum Allowed for Indirect Cost	\$0.00

Budget Detail	Narrative Description
<div>Function Code: 1290 - Other Special Programs</div> <div>Object Code: 100-199 - Employee Salaries</div> <div>Reform Strategy: Select Tag</div> <div>Use of Funds: Select Tag</div> <div>Identified Need: Select Tag</div> <div>Data that Need is Based On: Select Tag</div> <div>Location Code: </div> <div>Quantity: 1.00</div> <div>Cost: \$0.00</div> <div>Budget Detail Total: \$0.00</div>	<div><div>ABC ↶ ↷ ✂ 📄 📁 📧 B I U ☰ ☷ 🌐 A ↻ Gadugi</div><div>Size</div><div></div></div>
Total for all other Budget Details: \$0.00	
Total for all Budget Details: \$0.00	
Adjusted Allocation: \$200,000.00	
Remaining: \$200,000.00	





MISSISSIPPI  
DEPARTMENT OF  
EDUCATION  
*Ensuring a bright future for every child*

MCAPS Home

Search

Inbox

Planning

Funding

Requests for Funds

Project Summary

LEA Document Library

Address Book

MDE Document Library

Help

Contact MDE

MCAPS Sign Out

Roby, Brendsha

Session  
Timeout

00:58:03

Select Tag

Extended Learning (before and/or after school)

EL Family Connection Activities for Parents/Guardians

Licensure - Coursework and Exams Necessary for Proper Certification

Professional Development Participation (Teachers)

EL Coaching Position within a district (can not directly work with students or do any testing)

Supporting the development and implementation of LIEPs

Enhancing existing LIEPs and programs for restructuring and reforming schools with ELs

Supporting the implementation of school wide programs

Professional development to teachers and other personnel serving ELs

Parent and community engagement activities

Supporting the development and implementation of preschool programs

Improving LIEPs by upgrading curricula, instructional materials, software, and assessment procedures

Improving instructions of ELs with disabilities

Providing tutorials, career and technical education

Offering programs to help ELs achieve success in post-secondary education

Professional Services

**Create Budget Detail**

**Indirect**

Total Contributing to Indirect C

Indirect Cost R

Maximum Allowed for Indirect C

Function Code:

Object Code:

Reform Strategy: **Select Tag**

Use of Funds: **Select Tag**

Identified Need: **Select Tag**

Data that Need is Based On: **Select Tag**

Location Code:

Quantity: 1.00

Cost: \$0.00

Budget Detail Total: \$0.00

Dr. Carey M. Wright  
State Superintendent of Education

**e Automated Performance-based System**







Total for all other Budget Details: \$43,973.00

Total for all Budget Details: \$43,973.00

Adjusted Allocation: \$200,000.00

Remaining: \$156,027.00

- Reform Strategy is required for each budget item for Title III-EL
- Select only one (1) reform strategy per budget item

	<b>Function Code:</b>	1260 - After School Programs	<div>SALARIES FOR: ADDITIONAL PAY FOR 3 CERTIFIED TEACHERS TO PUT ON ACT WORKSHOP FOR ELL STUDENTS ON SATURDAY</div>
	<b>Object Code:</b>	100-199 - Employee Salaries	
	<b>Reform Strategy:</b>	Extended Learning (before and/or af...	
	<b>Use of Funds:</b>		
	<b>Identified Need:</b>		
	<b>Data that Need is Based On:</b>		
	<b>Location Code:</b>	<div></div> SCHOOL DIST (1700)	
	<b>Quantity:</b>	<div>1.00</div>	
	<b>Cost:</b>	<div>\$800.00</div>	
	<b>Line Item Total:</b>	<div>\$800.00</div>	

Budget – Remaining amount must equal \$0.00

<u>Modify</u>	3900-3949 - Other Non-instructional Services	\$0.00
<u>Modify</u>	7110 - Indirect Costs Transfers Out	\$0.00
<u>Modify</u>	7120 - Other Transfers Out	\$0.00
Total		\$598,000.00
Adjusted Allocation		\$598,000.00
Remaining		\$0.00





**Completion of the page is not required for initial approval**

**Completion of the page is not required for initial approval**

**Completion of the page is not required for initial approval**

**Completion of the page is not required for initial approval**

**Completion of the page is not required for initial approval**

## Must Check Box



☐ \* The Local Education Agency (LEA) hereby assures the State Education Agency (SEA) that the LEA will:

EL ASSURANCES	
1.	The local educational agency (LEA) will administer each program covered under this application in accordance with all applicable statutes, regulations, program plans, and applications. Sec. 8306(a)(1)
2.	The LEA will:
a.	make reports to the State education agency and the Secretary of the U.S. Department of Education as may be necessary to enable such agency and the Secretary to perform their duties under the programs; and Sec. 8306(a)(6)(a)
b.	maintain such records, provide such information, and afford access to the records as the State education agency or the Secretary of the U.S. Department of Education may find necessary to carry out their duties. Sec. 8306(a)(6)(b)
3.	Before the application was submitted, the LEA afforded a reasonable opportunity for public comments on the application and has considered such comments. Sec. 8306(a)(7)
4.	To the extent consistent with the number of school-age children in the attendance area of a local educational agency receiving funds under the programs covered by this application, the LEA shall, after consultation with the appropriate representatives from eligible private nonprofit schools, make provisions for including services and arrangements for the equitable participation of children attending these schools and make provisions for including services and arrangements for the equitable participation of their teachers and other educational personnel in these programs. Sec. 1117(b)(1) Sec. 8501
5.	The LEA will implement the approved programs described in the approved application. Sec. 1112(b)(1)(a)
6.	The grantee adheres to the applicable provisions of the Education Department General Administrative Regulations (EDGAR): 34 CFR Subtitle A, Parts 1-99. The grantee adheres to the applicable regulations of the Office for Civil Rights, U.S. Department of Education: 34 CFR Subtitle B, Parts 100-199. The grantee shall be an equal opportunity employee and shall perform to all applicable requirements; accordingly, the applicant shall neither discriminate nor permit discrimination in its operations or employment practices against any person or group of persons on the grounds of race, color, religion, national origin, handicap, or sex in a manner prohibited by law. Further, the applicant agrees to comply with the Civil Rights Act of 1964, Title IX of the Educational Amendments of 1972, Section 504 of the Rehabilitation Act of 1973, the Age Discrimination Act of 1975, and the Americans with Disabilities Act. Sec. 8534





# Title III, Immigrants

---



MISSISSIPPI  
DEPARTMENT OF  
EDUCATION



- ☐ Non-Public Equitable Services – **if applicable**
- ☐ Budget – **Remaining amount must equal \$0.00**
- ☐ Budget Overview
- ☐ Program Details-Personnel Details- Districtwide –  
**Not Required for Initial Approval**
- ☐ Personnel Details-Summer School- K-12 School-level –  
**Not Required for Initial Approval**
- ☐ Personnel Details-Regular School- K-12 School-level –  
**Not Required for Initial Approval**

















- ☐ Plan Relationships – **Not Required for Initial Approval**
- ☐ Related Documents
- ☐ Programs Assurances – **Required**

**Please see Title II, Part A Equitable Services Slides (#156-163) for instructions.**

All budget items must have the appropriate:

<b>Function Code:</b>	2210-2219 - Improvement of Instruction Services	PROFESSIONAL DEVELOPMENT PROFESSIONAL SERVICES/CONSULTING
<b>Object Code:</b>	300-399 - Prof Services	
<b>Set Asides:</b>		
<b>School Improvement:</b>		
<b>Reform Strategy:</b>		
<b>Use of Funds:</b>		
<b>Identified Need:</b>		
<b>Data Source:</b>		
<b>Location Code:</b>	<div></div> ELEMENTARY (1700080)	
<b>Quantity:</b>	<div>1.00</div>	
<b>Cost:</b>	<div>\$16,781.08</div>	
<b>Line Item Total:</b>	<div>\$16,781.08</div>	

Function, Object, Location, Cost, and Narrative

Delete	Edit	Budget Detail		Narrative Description
		Function Code:	2190 - Other Support Services - Students	<div>Salary for Asst Teacher to help students and parents with language acquisition</div> <div>SMBH</div>
		Object Code:	100-199 - Employee Salaries	
		Location Code:	<div></div> HIGH SCHOOL (2420008)	
		Quantity:	<div>1.00</div>	
		Cost:	<div>\$20,619.52</div>	
		Line Item Total:	<div>\$20,619.52</div>	
		Function Code:	2190 - Other Support Services - Students	

Budget – Remaining amount must equal \$0.00

<u>Modify</u>	3900-3949 - Other Non-instructional Services	\$0.00
<u>Modify</u>	7110 - Indirect Costs Transfers Out	\$0.00
<u>Modify</u>	7120 - Other Transfers Out	\$0.00
Total		\$598,000.00
Adjusted Allocation		\$598,000.00
Remaining		\$0.00



**Completion of the page is not required for initial approval**

**Completion of the page is not required for initial approval**

**Completion of the page is not required for initial approval**



**Completion of the page is not required for initial approval**

## Must Check Box

Save And Go To ▶

☐ \* The Local Education Agency (LEA) hereby assures the State Education Agency (SEA) that the LEA will:

### IMMIGRANT ASSURANCES

- |    |  |
|----|--|
| 1. | The local educational agency (LEA) will administer each program covered under this application in accordance with all applicable statutes, regulations, program plans, and applications.   |
| 2. | The recipient of funds shall adopt and use proper methods of administering each program including:   |
| 3. | The recipient of funds will cooperate in carrying out any evaluation of the programs conducted by or for the State education agency, the Secretary of the U.S. Department of Education, or other Federal officials.  |
| 4. | The LEA will:  |
| a. | make reports to the State education agency and the Secretary of the U.S. Department of Education as may be necessary to enable such agency and the Secretary to perform their duties under the programs; and   |
| b. | maintain such records, provide such information, and afford access to the records as the State education agency or the Secretary of the U.S. Department of Education may find necessary to carry out their duties  |
| 5. | Before the application was submitted, the LEA afforded a reasonable opportunity for public comments on the application and has considered such comments.   |
| 6. | To the extent consistent with the number of school-age children in the attendance area of a local educational agency receiving funds under the programs covered by this application, the LEA shall, after consultation with the appropriate representatives from eligible private nonprofit schools, make provisions for including services and arrangements for the equitable participation of children attending those schools and make provisions for including services and arrangements for the equitable |

# Title IV- Part A

---



MISSISSIPPI  
DEPARTMENT OF  
EDUCATION

- ☐ Non-Public Equitable Services – **if applicable**
- ☐ Budget – **Remaining amount must equal \$0.00**
- ☐ Budget Overview
- ☐ Program Details – **Not Required for Initial Approval**
- ☐ Personnel Details (School-based and Districtwide) – **Not Required for Initial Approval**
- ☐ Plan Relationship – **Not Required for Initial Approval**
- ☐ Related Documents
- ☐ Programs Assurances – **Required**

Based on the results of the comprehensive needs assessment, LEAs allocated **\$30,000 or more must** use:

- **at least 20 percent** of funds for activities to support well-rounded educational opportunities;
- **at least 20 percent** of funds for activities to support safe and healthy students; and
- **a portion** of funds for activities to support effective use of technology. (However, **no more than 15% of that designated portion can be used for technology infrastructure**).

Sec. 4106(e)(2)



LEAs allocated **less than \$30,000 must** use funds for **at least one** of the focus areas.

- Activities to support well-rounded educational opportunities;
- Activities to support safe and healthy students; and/or
- Activities to support the effective use of technology. (No more than 15% of that designated portion can be used for technology infrastructure)

Sect. 4106(f)

**Please see Title II, Part A Equitable Services Slides (#156-163) for instructions.**

All budget items must have the appropriate:

<b>Function Code:</b>	2210-2219 - Improvement of Instruction Services	PROFESSIONAL DEVELOPMENT PROFESSIONAL SERVICES/CONSULTING
<b>Object Code:</b>	300-399 - Prof Services	
<b>Set Asides:</b>		
<b>School Improvement:</b>		
<b>Reform Strategy:</b>		
<b>Use of Funds:</b>		
<b>Identified Need:</b>		
<b>Data Source:</b>		
<b>Location Code:</b>	<div></div> ELEMENTARY (1700080)	
<b>Quantity:</b>	<div>1.00</div>	
<b>Cost:</b>	<div>\$16,781.08</div>	
<b>Line Item Total:</b>	<div>\$16,781.08</div>	

Function, Object, Location, Cost, and Narrative



Budget tags **REQUIRED** for category of spending in Title IV, Part A regardless of allocation

Return

Indirect Cost	
Total Contributing to Indirect Cost	\$200,000.00
Indirect Cost Rate	0.00%
Maximum Allowed for Indirect Cost	\$0.00

Filtering - 2 out of 5 Budget Details match selected filters

Show All / Clear All

Function Code	Object Code	Location Code	Tags	Narrative
2120-2129 - Guidance S...	All		Reform Strategy: Safe ...	No Options Selected

205

Add Budget Detail

<< First < Previous 1 Next > Last >> Items 1-2 out of 2



Items/Page: 10

Delete	Edit	Budget Detail	Narrative Description
		<div><div>Function Code:</div><div>1120 - Elementary Programs</div></div> <div><div>Object Code:</div><div>100-199 - Employee Salaries</div></div> <div><div>Reform Strategy:</div><div>Well-Rounded</div></div> <div><div>Use of Funds:</div><div>Salary</div></div> <div><div>Identified Need:</div><div>Teacher</div></div> <div><div>Data Source:</div><div>Other</div></div> <div><div>Activity:</div><div>WR-Music &amp; Arts</div></div> <div><div>Location Code:</div><div></div></div> <div><div>Quantity:</div><div>1.00</div></div> <div><div>Cost:</div><div>\$80,000.00</div></div> <div><div>Line Item Total:</div><div>\$80,000.00</div></div>	<div><div>▪ Salary for one art teacher</div><div>▪ Salary for one music teacher</div></div>

Required:  
Reform  
Strategy  
Budget Tag



Required:  
Activity  
Budget Tag

 	Function Code:	1120 - Elementary Programs	
	Object Code:	200-299 - Employee Benefits	
	Reform Strategy:	Well-Rounded	
	Use of Funds:	Benefits	
	Identified Need:	Teacher	
	Data Source:	Other	
	Activity:	WR-Music & Arts	
	Location Code:	[REDACTED] ELEMENTARY SCHOOL (2520007)	
	Quantity:	1.00	
	Cost:	\$20,000.00	
Line Item Total:	\$20,000.00		

- Benefits for one art teacher
- Benefits for one music teacher

Budget Detail	
Function Code:	1120 - Elementary Programs ▼
Object Code:	100-199 - Employee Salaries ▼
Reform Strategy:	Well-Rounded ✕ Select Tag ▼
Use of Funds:	Salary ✕ Select Tag ▼
Identified Need:	Teacher ✕ Select Tag ▼
Data Source:	Other ✕ Select Tag ▼
Activity:	<div>WR-Music &amp; Arts ✕</div> <div>SH-Mental Health ✕</div> <div>ET-PD Improve Use of Tech ✕</div> <div>Select Tag ▼</div>
Location Code:	
Quantity:	1.00
Cost:	\$80,000.00
Budget Detail Total:	\$80,000.00

**Activities are listed for**

- Well-Rounded (WR)
- Safe and Healthy (SH)
- Effective Use of Technology (ET)

**Only one (1) Reform Strategy and one (1) Activity Tag per Budget Item**

Function Code:	1290 -1294 - Defined Special Programs	Professional services to support college and career readiniess (JMG)
Object Code:	300-399 - Prof Services	
Reform Strategy:	Well-Rounded	
Use of Funds:	Contracted Services/Purchased Servi...	
Identified Need:	Other	
Data Source:	Other	
Activity:	WR-College and Career	
Location Code:	PUBLIC SCHOOL DIST (2520)	
Quantity:	1.00	
Cost:	\$120,000.00	
Line Item Total:	\$120,000.00	

Optional Budget Tags

Budget – Remaining amount must equal \$0.00

<u>Modify</u>	3900-3949 - Other Non-instructional Services	\$0.00
<u>Modify</u>	7110 - Indirect Costs Transfers Out	\$0.00
<u>Modify</u>	7120 - Other Transfers Out	\$0.00
Total		\$598,000.00
Adjusted Allocation		\$598,000.00
Remaining		\$0.00



For all narrative boxes, please use the following statement:

**“The LEA will update in Revision #1.”**

**Completion of the page is not required for initial approval**



**Completion of the page is not required for initial approval**

**Make sure appropriate boxes are all checked**

**All LEAs** →



Title IV, Part A Assurances	
<input checked="" type="checkbox"/>	The LEA or consortium will prioritize the distribution of funds to schools served by the LEA, or consortium of LEAs, that are among the schools with the greatest needs, have the highest percentages or numbers of children in poverty, are identified for comprehensive support and improvement, are implementing targeted support and improvement plans, or are identified as a persistently dangerous public elementary school or secondary school under section 8532. § 4106(e)(2)(A).
<input checked="" type="checkbox"/>	The LEA or consortium will comply with section 8501 regarding equitable participation by private school children and teachers. § 4106(e)(2)(B).
<input checked="" type="checkbox"/>	The LEA will provide the information necessary for MDE to comply with the public reporting requirements of Section 4101(a)(2), including information on how the LEA spends Title IV, Part A funds and the progress made towards meeting the LEA's program objectives and outcomes.
For the following assurances, LEAs receiving less than \$30,000 must check at least one of these three assurances. LEAs receiving at least \$30,000 must assure to all of the following:	
<input checked="" type="checkbox"/>	The LEA or consortium will use not less than 20 percent of Title IV, Part A funds to support one or more of the activities authorized under section 4107, Activities to Support Well-Rounded Educational Opportunities. § 4106(e)(2)(C).
<input checked="" type="checkbox"/>	The LEA or consortium will use not less than 20 percent of Title IV, Part A funds to support one or more of the activities authorized under section 4108, Activities to Support Safe and Healthy Students § 4106(e)(2)(D).
<input checked="" type="checkbox"/>	The LEA or consortium will use not less than 20 percent of Title IV, Part A funds to support one or more of the activities authorized under section 4109(a), Activities to Support the Effective Use of Technology and will comply with the purchasing requirements in 4109(b). § 4106(e)(2)(E).





# Title V-Part B

---



MISSISSIPPI  
DEPARTMENT OF  
EDUCATION

- ☐ Budget – **Remaining amount must equal \$0.00**
- ☐ Budget Overview
- ☐ Program Details – **Not Required for Initial Approval**
- ☐ Personnel Details (School-based and Districtwide) – **Not Required for Initial Approval**
- ☐ Plan Relationship – **Not Required for Initial Approval**
- ☐ Related Documents
- ☐ Programs Assurances – **Required**

All budget items must have the appropriate:

<b>Function Code:</b>	2210-2219 - Improvement of Instruction Services	PROFESSIONAL DEVELOPMENT PROFESSIONAL SERVICES/CONSULTING
<b>Object Code:</b>	300-399 - Prof Services	
<b>Set Asides:</b>		
<b>School Improvement:</b>		
<b>Reform Strategy:</b>		
<b>Use of Funds:</b>		
<b>Identified Need:</b>		
<b>Data Source:</b>		
<b>Location Code:</b>	LAKE CORMORANT ELEMENTARY (1700080)	
<b>Quantity:</b>	1.00	
<b>Cost:</b>	\$16,781.08	
<b>Line Item Total:</b>	\$16,781.08	

Function, Object, Location, Cost, and Narrative



Budget Detail		Narrative Description
<b>Function Code:</b>	1105 - Pre-Kindergarten Programs	 <input type="text"/> -webkit-stan... <input type="text"/> S...
<b>Object Code:</b>	100-199 - Employee Salaries	
<b>Reform Strategy:</b> (Select up to 1 tag(s))	<ul style="list-style-type: none"> <li>✓ Select Tag</li> <li>Parental Involvement Activities Title I-A</li> <li>Improving Basic Programs Title I-A</li> <li>Supporting Effective Instruction Title II-A</li> <li>Language Instruction for English Learners and Immigrant Students Title III</li> <li>Student Support and Academic Enrichment Title IV-A</li> </ul>	
<b>Use of Funds:</b>		
<b>Identified Need:</b>		
<b>Data Source:</b>		
<b>Location Code:</b>	No Name Test (1111)	

- **Reform Strategy is required for each budget item for Title V-B**
- **Select only one (1) reform strategy per budget item**

Add Budget Detail

<< First < Previous 1 Next > Last >> Items 1-2 out of 2 Items/Page: 10

Delete	Edit	Budget Detail	Narrative Description
		<div>Function Code: 2210-2219 - Improvement of Instruction Services</div> <div>Object Code: 100-199 - Employee Salaries</div> <div>Reform Strategy: Improving Basic Programs Title I-A</div> <div><div>Use of Funds: Stipend</div><div>Identified Need: Professional Development</div><div>Data Source: State Assessments</div></div> <div>Location Code: No Name Test (1111)</div> <div>Quantity: 1.00</div> <div>Cost: \$60,000.00</div> <div>Line Item Total: \$60,000.00</div>	<div>Teacher stipends for summer professional development sessions and planning</div>

Optional Budget Tags

Budget – Remaining amount must equal \$0.00

<u>Modify</u>	3900-3949 - Other Non-instructional Services	\$0.00
<u>Modify</u>	7110 - Indirect Costs Transfers Out	\$0.00
<u>Modify</u>	7120 - Other Transfers Out	\$0.00
Total		\$598,000.00
Adjusted Allocation		\$598,000.00
Remaining		\$0.00



Remaining	\$0.00
-----------	--------



Rural and Low-Income School grant funds can be used for

- Title I, Part A,
- Title, Part A Parent Engagement,
- Title II, Part A,
- Title III, and
- Title IV, Part A grant programs

For all narrative boxes, please use the following statement:

**“The LEA will update in Revision #1.”**

**Completion of the page is not required for initial approval**

**Completion of the page is not required for initial approval**

Must Check Box

Save And Go To ▶

☒ \* The Local Education Agency (LEA) hereby assures the State Education Agency (SEA) that the LEA will only use this funding for:

a.	Allowable activities authorized by Title I, Part A Sec. 5212(a)(1)
b.	Allowable activities authorized by Title II, Part A Sec. 5212(a)(2)
c.	Allowable activities authorized by Title III Sec. 5212(a)(3)
d.	Allowable activities authorized by Title IV, Part A or B Sec. 5212(a)(4)
e.	Parent and family engagement activities Sec. 5212(a)(1)

# ESEA Assurances

---

All LEAs Must Check Box

Applies to All ESEA Programs Included in this Application



☐ \* Any applicant, other than a State educational agency that submits a plan or application under this Act shall have on file with the State educational agency a single set of assurances, applicable to each program for which a plan or application is submitted, that provides that-

1.	each such program will be administered in accordance with all applicable statutes, regulations, program plans, and applications;
2.	a. the control of funds provided under each such program and title to property acquired with program funds will be in a public agency or in a eligible private agency, institution, organization, or Indian tribe, if the law authorizing the program provides for assistance to those entities; and
	b. the public agency, eligible private agency, institution, or organization, or Indian tribe will administer the funds and property to the extent required by the authorizing statutes;
3.	the applicant will adopt and use proper methods of administering each such program, including-
	a. the enforcement of any obligations imposed by law on agencies, institutions, organizations, and other recipients responsible for carrying out each program; and



## All LEAs Must Check at Least One Box

### Equity for Students, Teachers, and Other Program Beneficiaries

Section 427 of the General Education Provision Act requires LEAs to describe in their applications the steps they propose to take in order to ensure access to education and promote educational excellence by:

- "(1) ensuring equal opportunities to participate for all eligible students, teachers, and other program beneficiaries in any project or activity carried out under an applicable program; and  
(2) promoting the ability of such students, teachers, and beneficiaries to meet high standards."

Therefore, the LEA will ensure equitable participation in all local-level programs by students, teachers, and other beneficiaries with special needs through the following activities:

- ☐ Ensuring that all training for teachers and others who will conduct parental involvement activities is accessible to all participants and includes strategies for increasing access to the school and its activities for all parents regardless of disability or language spoken.
- ☐ Including accessibility guidelines as part of the criteria for effective professional development activities provided throughout the LEA as well as by federal programs.
- ☐ Using the LEA computer network to disseminate information to all constituents.
- ☐ Providing technical assistance through on-site visits to verify that equitable practices are being followed by schools.
- ☐ Including written statements in communications that advertise LEA-level activities to ensure that all necessary accommodations are made for equitable participation by constituents.
- ☐ Maintaining special task forces to formulate policy for coordination of programs to ensure equitable access of all student populations, including disadvantaged students, students with disabilities, students with emerging English skills, migrant students, homeless, neglected, or delinquent students, and others.
- ☐ Implementing other activities as appropriate. (Specify)



## All LEAs Must Check Box

### Title I, Part C - Education of Migratory Children

☐ \* The Local Education Agency (LEA) hereby assures the State Education Agency (SEA) that the LEA will:

Assist the State in its efforts to comply with Section 1304 (b)(3) of the statute, timely transfer of pertinent migrant student records; and Section 1304 (c)(7), identification of all migrant students in the State, and Section 1308(b)(2) of the statute, electronic exchange of health and educational migrant information; by

1. Distributing the Migrant Occupational Survey to all families new to the district and forwarding to the State as directed,
2. Indicating Migrant status in the LEA's data system, and
3. Submitting completed Individual Student Record (ISR) forms (within 14 days) as the student withdraws from the district mid-year or at the end of the school year for migrant students who remain enrolled on the last day of school.

## All LEAs Must Check ALL Boxes

### Title IX, Part A - McKinney-Vento Homeless Assistance

☐ \* The Local Education Agency (LEA) hereby assures the State Education Agency (SEA) that, if participating in the Title IX, Part A Program, the LEA will:

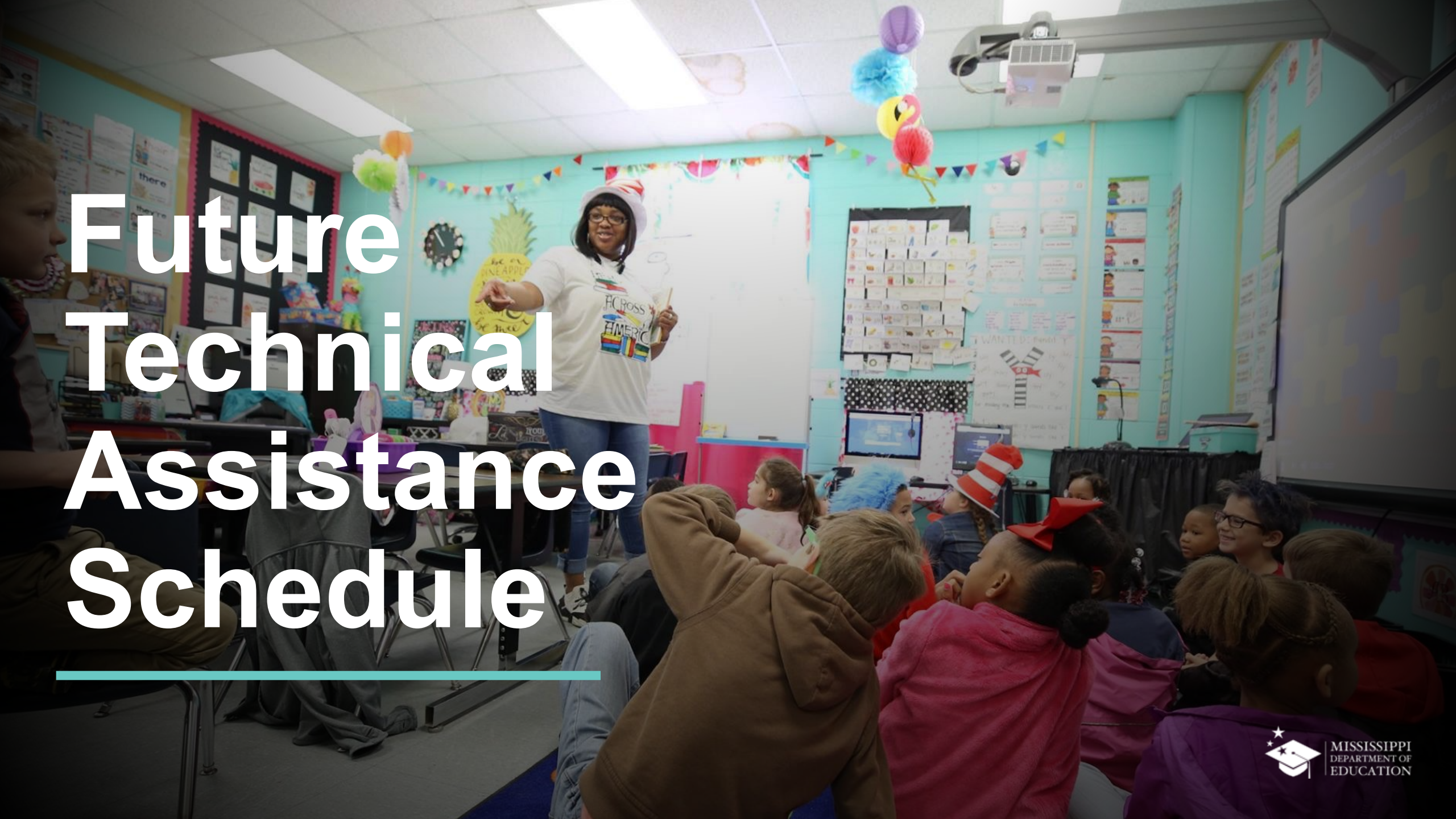
1. The State educational agency and local educational agencies in the State will adopt policies and practices to ensure that homeless children and youths are not stigmatized or segregated on the basis of their status as homeless.
2. The local educational agencies will designate an appropriate staff person, able to carry out the duties described in paragraph (6)(A), who may also be a coordinator for other Federal programs, as a local educational agency liaison for homeless children and youths.
3. The State and the local educational agencies in the State will adopt policies and practices to ensure that transportation is provided, at the request of the parent or guardian (or in the case of an unaccompanied youth, the liaison), to and from the school of origin (as determined under paragraph (3)), in accordance with the following, as applicable:
  - a. If the child or youth continues to live in the area served by the local educational agency in which the school of origin is located, the child's or youth's transportation to and from the school of origin shall be provided or arranged by the local educational agency in which the school of origin is located.
  - b. If the child's or youth's living arrangements in the area served by the local educational agency of origin terminate and the child or youth, though continuing the child's or youth's education in the school of origin, begins living in an area served by another local educational agency, the local educational agency of origin and the local educational agency in which the child or youth is living shall agree upon a method to apportion the responsibility and costs for providing the child or youth with



# Questions







# Future Technical Assistance Schedule

---



MISSISSIPPI  
DEPARTMENT OF  
EDUCATION

## Tentative School

- October 17
- October 18
- October 24
- October 25
- October 31

- **Friday, November 18 – FY23 Original Application due**



# Dr. Judy K. Nelson

Executive Director

[jnelson@mdek12.org](mailto:jnelson@mdek12.org)

[mdek12.org](https://mdek12.org)



MISSISSIPPI  
DEPARTMENT OF  
EDUCATION

